




Product datasheet

Anti-Ghrelin antibody ab104307

★★★★☆ 3 Abreviews 1 References 2 Images

Overview

<b>Product name</b>	Anti-Ghrelin antibody
<b>Description</b>	Goat polyclonal to Ghrelin
<b>Host species</b>	Goat
<b>Tested applications</b>	<b>Suitable for:</b> IHC-P
<b>Species reactivity</b>	<p><b>Reacts with:</b> Human</p> <p><b>Predicted to work with:</b> Mouse, Rat, Pig, Rhesus monkey </p>
<b>Immunogen</b>	<p>Synthetic peptide:</p> <p>C-QDILWEEAKEAPADK</p> <p>, corresponding to C terminal amino acids 103-117 of Human Ghrelin</p> <p style="text-align: right;"> <a href="#">Run BLAST with</a>       <a href="#">Run BLAST with</a></p>
<b>Positive control</b>	Human Colon and Human Placenta tissue.
<b>General notes</b>	<p>Reproducibility is key to advancing scientific discovery and accelerating scientists' next breakthrough.</p> <p>Abcam is leading the way with our range of recombinant antibodies, knockout-validated antibodies and knockout cell lines, all of which support improved reproducibility.</p> <p>We are also planning to innovate the way in which we present recommended applications and species on our product datasheets, so that only applications &amp; species that have been tested in our own labs, our suppliers or by selected trusted collaborators are covered by our Abpromise™ guarantee.</p> <p>In preparation for this, we have started to update the applications &amp; species that this product is Abpromise guaranteed for.</p> <p>We are also updating the applications &amp; species that this product has been “predicted to work with,” however this information is not covered by our Abpromise guarantee.</p> <p>Applications &amp; species from publications and Abreviews that have not been tested in our own labs or in those of our suppliers are not covered by the Abpromise guarantee.</p> <p>Please check that this product meets your needs before purchasing. If you have any questions, special requirements or concerns, please send us an inquiry and/or contact our Support team ahead of purchase. Recommended alternatives for this product can be found below, as well as customer reviews and Q&amp;As.</p>

Properties

<b>Form</b>	Liquid
<b>Storage instructions</b>	Shipped at 4°C. Upon delivery aliquot and store at -20°C. Avoid repeated freeze / thaw cycles.
<b>Storage buffer</b>	pH: 7.30 Preservative: 0.02% Sodium azide Constituents: Tris buffered saline, 0.5% BSA
<b>Purity</b>	Immunogen affinity purified
<b>Clonality</b>	Polyclonal
<b>Isotype</b>	IgG

## Applications

Our [Abpromise guarantee](#) covers the use of **ab104307** in the following tested applications.

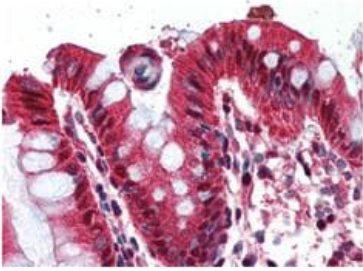
The application notes include recommended starting dilutions; optimal dilutions/concentrations should be determined by the end user.

Application	Abreviews	Notes
IHC-P		Use a concentration of 2 µg/ml. Perform heat mediated antigen retrieval with citrate buffer pH 6 before commencing with IHC staining protocol.

## Target

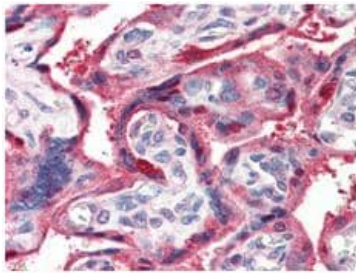
<b>Function</b>	Ghrelin is the ligand for growth hormone secretagogue receptor type 1 (GHSR). Induces the release of growth hormone from the pituitary. Has an appetite-stimulating effect, induces adiposity and stimulates gastric acid secretion. Involved in growth regulation. Obestatin may be the ligand for GPR39. May have an appetite-reducing effect resulting in decreased food intake. May reduce gastric emptying activity and jejunal motility.
<b>Tissue specificity</b>	Highest level in stomach. All forms are found in serum as well. Other tissues compensate for the loss of ghrelin synthesis in the stomach following gastrectomy.
<b>Sequence similarities</b>	Belongs to the motilin family.
<b>Post-translational modifications</b>	O-octanoylation or O-decanoylation is essential for ghrelin activity. The O-decanoylated forms Ghrelin-27-C10 and Ghrelin-28-C10 differ in the length of the carbon backbone of the carboxylic acid bound to Ser-26. A small fraction of ghrelin, ghrelin-28-C10:1, may be modified with a singly unsaturated carboxylic acid. Amidation of Leu-98 is essential for obestatin activity.
<b>Cellular localization</b>	Secreted.

## Images



Immunohistochemistry (Formalin/PFA-fixed paraffin-embedded sections) - Anti-Ghrelin antibody (ab104307)

Formalin-fixed, paraffin-embedded Human Colon stained with ab104307 at 2 ug/ml followed by biotinylated anti-goat IgG secondary antibody, alkaline phosphatase-streptavidin and chromogen.



Immunohistochemistry (Formalin/PFA-fixed paraffin-embedded sections) - Anti-Ghrelin antibody (ab104307)

Formalin-fixed, paraffin-embedded Human Placenta stained with ab104307 at 2 ug/ml followed by biotinylated anti-goat IgG secondary antibody, alkaline phosphatase-streptavidin and chromogen.

**Please note:** All products are "FOR RESEARCH USE ONLY. NOT FOR USE IN DIAGNOSTIC PROCEDURES"

### Our Abpromise to you: Quality guaranteed and expert technical support

---

- Replacement or refund for products not performing as stated on the datasheet
- Valid for 12 months from date of delivery
- Response to your inquiry within 24 hours
  
- We provide support in Chinese, English, French, German, Japanese and Spanish
- Extensive multi-media technical resources to help you
- We investigate all quality concerns to ensure our products perform to the highest standards

If the product does not perform as described on this datasheet, we will offer a refund or replacement. For full details of the Abpromise, please visit <https://www.abcam.com/abpromise> or contact our technical team.

### Terms and conditions

---

- Guarantee only valid for products bought direct from Abcam or one of our authorized distributors