




Product datasheet

Anti-Glucan endo-1,3-beta-D-glucosidase antibody ab234665

1 Image

Overview

Product name	Anti-Glucan endo-1,3-beta-D-glucosidase antibody
Description	Rabbit polyclonal to Glucan endo-1,3-beta-D-glucosidase
Host species	Rabbit
Tested applications	Suitable for: WB
Species reactivity	Predicted to work with: <i>Olea europaea</i> 
Immunogen	<p>Recombinant fragment corresponding to Glucan endo-1,3-beta-D-glucosidase aa 360-460. <i>Olea europaea</i>.</p> <p>Sequence:</p> <p>ATPTPTPKAAGSWCVPKPGVSDDQLTGNINYACGQGI DCGPIQPGGACFE PNTVKAHAAVMNLYYQSAGRNSWNCDFSQTATLTNT NPSYGACNFPSGS N</p> <p>Database link: Q94G86</p> <p style="text-align: right;"> Run BLAST with  Run BLAST with</p>
Positive control	WB: Recombinant <i>Olea europaea</i> Glucan endo-1,3-beta-D-glucosidase protein.

Properties

Form	Liquid
Storage instructions	Shipped at 4°C. Store at +4°C short term (1-2 weeks). Upon delivery aliquot. Store at -20°C long term. Avoid freeze / thaw cycle.
Storage buffer	<p>pH: 7.4</p> <p>Preservative: 0.03% Proclin</p> <p>Constituents: 50% Glycerol, PBS</p>
Purity	Protein G purified
Purification notes	Purity >95%
Clonality	Polyclonal

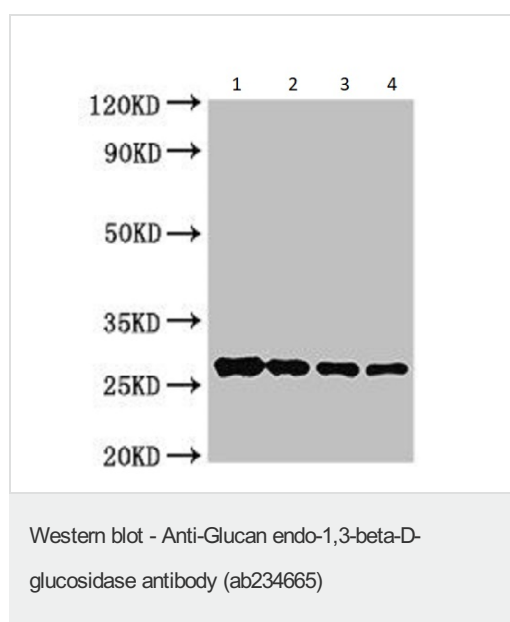
Applications

Our [Abpromise guarantee](#) covers the use of **ab234665** in the following tested applications.

The application notes include recommended starting dilutions; optimal dilutions/concentrations should be determined by the end user.

Application	Abreviews	Notes
WB		1/500 - 1/5000.

Images



All lanes : Anti-Glucan endo-1,3-beta-D-glucosidase antibody (ab234665) at 1/500 dilution

Lane 1 : Recombinant Olea europaea Glucan endo-1,3-beta-D-glucosidase protein, 80 ng

Lane 2 : Recombinant Olea europaea Glucan endo-1,3-beta-D-glucosidase protein, 40 ng

Lane 3 : Recombinant Olea europaea Glucan endo-1,3-beta-D-glucosidase protein, 20 ng

Lane 4 : Recombinant Olea europaea Glucan endo-1,3-beta-D-glucosidase protein, 10 ng

Secondary

All lanes : Goat polyclonal to rabbit IgG at 1/50000 dilution

Observed band size: 27 kDa

[why is the actual band size different from the predicted?](#)

Please note: All products are "FOR RESEARCH USE ONLY. NOT FOR USE IN DIAGNOSTIC PROCEDURES"

Our Abpromise to you: Quality guaranteed and expert technical support

- Replacement or refund for products not performing as stated on the datasheet
- Valid for 12 months from date of delivery
- Response to your inquiry within 24 hours
- We provide support in Chinese, English, French, German, Japanese and Spanish
- Extensive multi-media technical resources to help you
- We investigate all quality concerns to ensure our products perform to the highest standards

If the product does not perform as described on this datasheet, we will offer a refund or replacement. For full details of the Abpromise, please visit <https://www.abcam.com/abpromise> or contact our technical team.

Terms and conditions

- Guarantee only valid for products bought direct from Abcam or one of our authorized distributors