


Product datasheet

Anti-GNG8/Gamma-9 antibody ab230875

2 Images

Overview

<b>Product name</b>	Anti-GNG8/Gamma-9 antibody
<b>Description</b>	Rabbit polyclonal to GNG8/Gamma-9
<b>Host species</b>	Rabbit
<b>Tested applications</b>	<b>Suitable for:</b> IHC-P, WB
<b>Species reactivity</b>	<b>Reacts with:</b> Mouse, Rat, Human <b>Predicted to work with:</b> Sheep, Cow, Dog, Pig, Monkey 
<b>Immunogen</b>	Synthetic peptide corresponding to Human GNG8/Gamma-9 (internal sequence) conjugated to keyhole limpet haemocyanin. NP_150283.1 Database link: <a href="#">Q9UK08</a>
<b>Positive control</b>	IHC-P: Human adrenal gland tissue. WB: HeLa, NIH/3T3, mouse brain and H9c2 whole cell lysate.
<b>General notes</b>	This product was previously labelled as GBG8

Reproducibility is key to advancing scientific discovery and accelerating scientists' next breakthrough.

Abcam is leading the way with our range of recombinant antibodies, knockout-validated antibodies and knockout cell lines, all of which support improved reproducibility.

We are also planning to innovate the way in which we present recommended applications and species on our product datasheets, so that only applications & species that have been tested in our own labs, our suppliers or by selected trusted collaborators are covered by our Abpromise™ guarantee.

In preparation for this, we have started to update the applications & species that this product is Abpromise guaranteed for.

We are also updating the applications & species that this product has been “predicted to work with,” however this information is not covered by our Abpromise guarantee.

Applications & species from publications and Abreviews that have not been tested in our own labs or in those of our suppliers are not covered by the Abpromise guarantee.

Please check that this product meets your needs before purchasing. If you have any questions, special requirements or concerns, please send us an inquiry and/or contact our Support team ahead of purchase. Recommended alternatives for this product can be found below, as well as customer reviews and Q&As.

## Properties

---

<b>Form</b>	Liquid
<b>Storage instructions</b>	Shipped at 4°C. Store at +4°C short term (1-2 weeks). Upon delivery aliquot. Store at -20°C long term. Avoid freeze / thaw cycle.
<b>Storage buffer</b>	pH: 7.30 Preservative: 0.01% Sodium azide Constituents: PBS, 30% Glycerol
<b>Purity</b>	Immunogen affinity purified
<b>Clonality</b>	Polyclonal
<b>Isotype</b>	IgG

## Applications

---

Our [Abpromise guarantee](#) covers the use of **ab230875** in the following tested applications.

The application notes include recommended starting dilutions; optimal dilutions/concentrations should be determined by the end user.

Application	Abreviews	Notes
IHC-P		1/100. Perform heat mediated antigen retrieval before commencing with IHC staining protocol.
WB		1/500 - 1/1000. Predicted molecular weight: 8 kDa.


## Target

---

<b>Function</b>	Guanine nucleotide-binding proteins (G proteins) are involved as a modulator or transducer in various transmembrane signaling systems. The beta and gamma chains are required for the GTPase activity, for replacement of GDP by GTP, and for G protein-effector interaction.
<b>Sequence similarities</b>	Belongs to the G protein gamma family.
<b>Cellular localization</b>	Cell membrane.

## Images

---



Western blot - Anti-GNG8/Gamma-9 antibody (ab230875)

**All lanes :** Anti-GNG8/Gamma-9 antibody (ab230875) at 1/500 dilution

**Lane 1 :** HeLa (human epithelial cell line from cervix adenocarcinoma) whole cell lysate

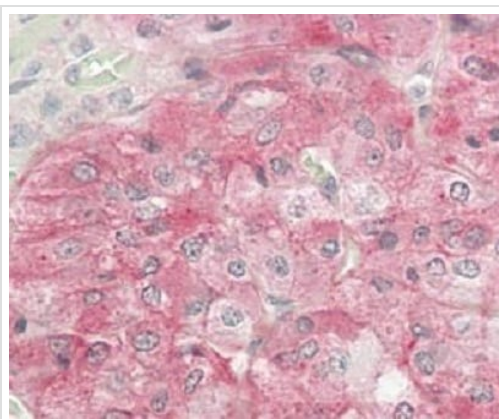
**Lane 2 :** NIH/3T3 (mouse embryo fibroblast cell line) whole cell lysate

**Lane 3 :** Mouse brain whole cell lysate

**Lane 4 :** H9c2 (rat heart myoblast cell line) whole cell lysate

Developed using the ECL technique.

**Predicted band size:** 8 kDa



Immunohistochemistry (Formalin/PFA-fixed paraffin-embedded sections) - Anti-GNG8/Gamma-9 antibody (ab230875)

Formalin-fixed, paraffin-embedded human adrenal gland tissue stained for GNG8 with ab230875 at 1/100 dilution in immunohistochemical analysis.

**Please note:** All products are "FOR RESEARCH USE ONLY. NOT FOR USE IN DIAGNOSTIC PROCEDURES"

### Our Abpromise to you: Quality guaranteed and expert technical support

- Replacement or refund for products not performing as stated on the datasheet
- Valid for 12 months from date of delivery
- Response to your inquiry within 24 hours
- We provide support in Chinese, English, French, German, Japanese and Spanish
- Extensive multi-media technical resources to help you
- We investigate all quality concerns to ensure our products perform to the highest standards

If the product does not perform as described on this datasheet, we will offer a refund or replacement. For full details of the Abpromise, please visit <https://www.abcam.com/abpromise> or contact our technical team.

## Terms and conditions

---

- Guarantee only valid for products bought direct from Abcam or one of our authorized distributors