

Product datasheet

Goat Anti-Mouse IgG H&L (Biotin) ab6788

47 References 3 Images

Overview

<b>Product name</b>	Goat Anti-Mouse IgG H&L (Biotin)
<b>Host species</b>	Goat
<b>Target species</b>	Mouse
<b>Tested applications</b>	<b>Suitable for:</b> ICC/IF, ICC, Dot blot, ELISA, IHC-P, IHC-Fr, Immunomicroscopy, WB
<b>Immunogen</b>	mouse IgG whole molecule
<b>Conjugation</b>	Biotin

Properties

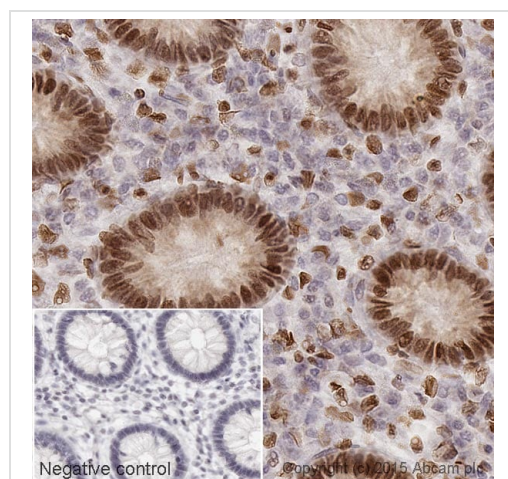
<b>Form</b>	Liquid
<b>Storage instructions</b>	Shipped at 4°C. Store at +4°C short term (1-2 weeks). Upon delivery aliquot. Store at -20°C or -80°C. Avoid freeze / thaw cycle.
<b>Storage buffer</b>	pH: 7.20 Preservative: 0.01% Sodium azide Constituents: 0.878% Sodium chloride, 1% BSA, 0.424% Potassium phosphate
<b>Purity</b>	Affinity purified
<b>Purification notes</b>	This product was prepared from monospecific antiserum by immunoaffinity chromatography using mouse IgG coupled to agarose beads followed by solid phase adsorption(s) to remove any unwanted reactivities.
<b>Clonality</b>	Polyclonal
<b>Isotype</b>	IgG
<b>General notes</b>	The conjugate is expected to have between 5 and 10 moles of biotin per mole of IgG.

Applications

**The Abpromise guarantee** Our [Abpromise guarantee](#) covers the use of ab6788 in the following tested applications. The application notes include recommended starting dilutions; optimal dilutions/concentrations should be determined by the end user.

Application	Abreviews	Notes
ICC/IF		1/1000 - 1/5000.
ICC		Use at an assay dependent dilution. PubMed: 17980964
Dot blot		Use at an assay dependent concentration.
ELISA		1/350000.
IHC-P		Use at an assay dependent concentration.
IHC-Fr		Use at an assay dependent concentration.
Immunomicroscopy		Use at an assay dependent concentration.
WB		1/2000 - 1/20000.

## Images



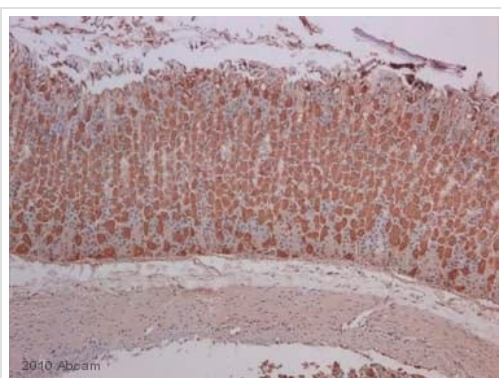
Immunohistochemistry (Formalin/PFA-fixed paraffin-embedded sections) - Goat Anti-Mouse IgG H&L (Biotin) (ab6788)

### IHC image of Histone H1 staining in a section of formalin-fixed paraffin-embedded human normal colon\*.

The section was pre-treated using pressure cooker heat mediated antigen retrieval with sodium citrate buffer (pH 6) for 30 mins. The section was then incubated with [ab11080](#), 1/1,000 dilution, for 15 mins at room temperature. A goat anti-mouse biotinylated secondary antibody (ab6788, 1/1000 dilution), was used to detect the primary, and visualized using an HRP conjugated ABC system. Streptavidin HRP was used, [ab7403](#) at a 1/10,000 dilution. DAB was used as the chromogen ([ab103723](#)), diluted 1/100 and incubated for 10 min at room temperature. The section was then counterstained with hematoxylin and mounted with DPX. The inset **negative control** image is taken from an identical assay without primary antibody.

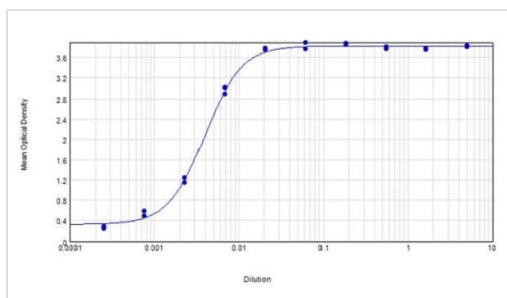
For other IHC staining systems (automated and non-automated) customers should optimize variable parameters such as antigen retrieval conditions, primary antibody concentration and antibody incubation times.

\*Tissue obtained from the Human Research Tissue Bank, supported by the NIHR Cambridge Biomedical Research Centre



Immunohistochemistry (Formalin/PFA-fixed paraffin-embedded sections) - Goat Anti-Mouse IgG H&L (Biotin) (ab6788)

ab6788 was used at dilution 1/500 with the primary antibody [ab2866](#) in IHC-P. See the review on [ab2866](#).



ELISA - Goat Anti-Mouse IgG H&L (Biotin) (ab6788)

### ELISA - Goat Anti-Mouse IgG H&L (Biotin) (ab6788)

ELISA results of purified ab6788 tested against purified Mouse IgG. Each well was coated in duplicate with 1.0 µg of Mouse IgG. The starting dilution of antibody was 5 µg/ml and the X-axis represents the Log 10 of a 3-fold dilution. This titration is a 4-parameter curve fit where the IC<sub>50</sub> is defined as the titer of the antibody. Assay performed using 3% fish gelatin as blocking buffer, Streptavidin Peroxidase Conjugated and TMB substrate.

**Please note:** All products are "FOR RESEARCH USE ONLY. NOT FOR USE IN DIAGNOSTIC PROCEDURES"

### Our Abpromise to you: Quality guaranteed and expert technical support

- Replacement or refund for products not performing as stated on the datasheet
- Valid for 12 months from date of delivery
- Response to your inquiry within 24 hours
- We provide support in Chinese, English, French, German, Japanese and Spanish
- Extensive multi-media technical resources to help you
- We investigate all quality concerns to ensure our products perform to the highest standards

If the product does not perform as described on this datasheet, we will offer a refund or replacement. For full details of the Abpromise, please visit <https://www.abcam.com/abpromise> or contact our technical team.

### Terms and conditions

- Guarantee only valid for products bought direct from Abcam or one of our authorized distributors