

Product datasheet

Anti-Haptoglobin antibody ab231013

5 Images

Overview

Product name	Anti-Haptoglobin antibody
Description	Rabbit polyclonal to Haptoglobin
Host species	Rabbit
Tested applications	Suitable for: WB
Species reactivity	Reacts with: Pig
Immunogen	Recombinant fragment (His-tag) corresponding to Pig Haptoglobin aa 100 to the C-terminus. (Expressed in E.coli). Database link: Q8SPS7

 [Run BLAST with](#)

 [Run BLAST with](#)

Positive control WB: Pig liver, lung and cerebrum lysates; Pig serum; Recombinant pig Haptoglobin protein.

General notes The Life Science industry has been in the grips of a reproducibility crisis for a number of years. Abcam is leading the way in addressing this with our range of recombinant monoclonal antibodies and knockout edited cell lines for gold-standard validation. Please check that this product meets your needs before purchasing.

If you have any questions, special requirements or concerns, please send us an inquiry and/or contact our Support team ahead of purchase. Recommended alternatives for this product can be found below, along with publications, customer reviews and Q&As

Properties

Form	Liquid
Storage instructions	Shipped at 4°C. Store at +4°C short term (1-2 weeks). Upon delivery aliquot. Store at -20°C long term. Avoid freeze / thaw cycle.
Storage buffer	pH: 7.40 Preservative: 0.02% Sodium azide Constituents: PBS, 50% Glycerol (glycerin, glycerine)
Purity	Immunogen affinity purified
Purification notes	ab231013 was purified by antigen-specific affinity chromatography followed by Protein A affinity chromatography.
Clonality	Polyclonal
Isotype	IgG

Applications

The Abpromise guarantee Our [Abpromise guarantee](#) covers the use of ab231013 in the following tested applications.

The application notes include recommended starting dilutions; optimal dilutions/concentrations should be determined by the end user.

Application	Abreviews	Notes
WB		Use a concentration of 0.2 - 2 µg/ml. Predicted molecular weight: 38 kDa.

Target

Function

As a result of hemolysis, hemoglobin is found to accumulate in the kidney and is secreted in the urine. Haptoglobin captures, and combines with free plasma hemoglobin to allow hepatic recycling of heme iron and to prevent kidney damage. Haptoglobin also acts as an Antimicrobial; Antioxidant, has antibacterial activity and plays a role in modulating many aspects of the acute phase response. Hemoglobin/haptoglobin complexes are rapidly cleared by the macrophage CD163 scavenger receptor expressed on the surface of liver Kupfer cells through an endocytic lysosomal degradation pathway.

Uncleaved haptoglobin, also known as zonulin, plays a role in intestinal permeability, allowing intercellular tight junction disassembly, and controlling the equilibrium between tolerance and immunity to non-self antigens.

Tissue specificity

Expressed by the liver and secreted in plasma.

Involvement in disease

Anhaptoglobinemia


Sequence similarities

Belongs to the peptidase S1 family.
Contains 1 peptidase S1 domain.
Contains 2 Sushi (CCP/SCR) domains.

Cellular localization

Secreted.

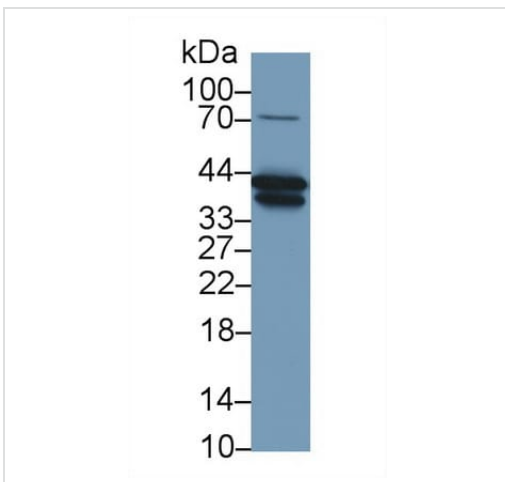
Images



Western blot - Anti-Haptoglobin antibody (ab231013)

Anti-Haptoglobin antibody (ab231013) at 1 μ g/ml + Pig lung lysate

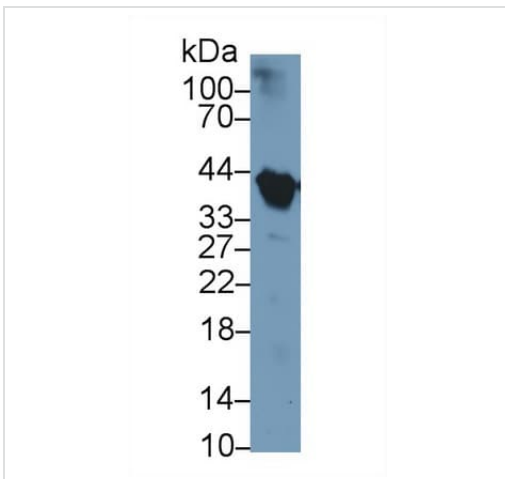
Predicted band size: 38 kDa



Western blot - Anti-Haptoglobin antibody (ab231013)

Anti-Haptoglobin antibody (ab231013) at 1 μ g/ml + Pig liver lysate


Predicted band size: 38 kDa



Western blot - Anti-Haptoglobin antibody (ab231013)

Anti-Haptoglobin antibody (ab231013) at 1 μ g/ml + Pig serum


Predicted band size: 38 kDa



Western blot - Anti-Haptoglobin antibody (ab231013)

Anti-Haptoglobin antibody (ab231013) at 1 µg/ml + Pig cerebrum lysate

Predicted band size: 38 kDa



Western blot - Anti-Haptoglobin antibody (ab231013)

Anti-Haptoglobin antibody (ab231013) at 1 µg/ml + Recombinant pig Haptoglobin protein

Predicted band size: 38 kDa

Please note: All products are "FOR RESEARCH USE ONLY. NOT FOR USE IN DIAGNOSTIC PROCEDURES"

Our Abpromise to you: Quality guaranteed and expert technical support

- Replacement or refund for products not performing as stated on the datasheet
- Valid for 12 months from date of delivery
- Response to your inquiry within 24 hours
- We provide support in Chinese, English, French, German, Japanese and Spanish
- Extensive multi-media technical resources to help you
- We investigate all quality concerns to ensure our products perform to the highest standards

If the product does not perform as described on this datasheet, we will offer a refund or replacement. For full details of the Abpromise, please visit <https://www.abcam.com/abpromise> or contact our technical team.

Terms and conditions

- Guarantee only valid for products bought direct from Abcam or one of our authorized distributors