

Product datasheet

Anti-HDHD3 antibody [OT11C5] ab236389

6 Images

Overview

<b>Product name</b>	Anti-HDHD3 antibody [OT11C5]
<b>Description</b>	Mouse monoclonal [OT11C5] to HDHD3
<b>Host species</b>	Mouse
<b>Tested applications</b>	<b>Suitable for:</b> WB, IHC-P
<b>Species reactivity</b>	<b>Reacts with:</b> Human
<b>Immunogen</b>	Recombinant full length protein corresponding to Human HDHD3 aa 1-251. Produced in E.coli (NP_112496). Sequence:  MAHRLQIRLLTWDVKDTLLRLRHPLGEAYATKARAHGL EVEPSALEQGFR QAYRAQSHSFPNYGLSHGLTSRQWWLDVVLQTFHLA GVQDAQAVAPIAEQ LYKDFSHPCTWQVLDGAEDTLRECRTRGLRLAVISNF DRRLEGILGGLGL REHFDFVLTSEAAGWPKDPRIQEALRLAHMEPVVA AHVGDNYLCDYQG PRAVGMHSFLVVGPQALDPVVRDSVPKEHILPSLAHL LPALDCLEGSTPG L

Database link: [Q9BSH5](#)

 [Run BLAST with](#)

 [Run BLAST with](#)

<b>Positive control</b>	WB: HEK-293T cell lysate transfected with pCMV6-ENTRY HDHD3 cDNA for 48 hrs. IHC-P: Human breast, liver, liver carcinoma, pancreas and appendix tissues.
-------------------------	--

Properties

<b>Form</b>	Liquid
<b>Storage instructions</b>	Shipped at 4°C. Store at +4°C short term (1-2 weeks). Upon delivery aliquot. Store at -20°C long term. Avoid freeze / thaw cycle.
<b>Storage buffer</b>	pH: 7.30 Preservative: 0.02% Sodium azide Constituents: PBS, 1% BSA, 50% Glycerol

<b>Purity</b>	Affinity purified
<b>Purification notes</b>	Purified from cell culture supernatant.
<b>Clonality</b>	Monoclonal
<b>Clone number</b>	OT11C5
<b>Isotype</b>	IgG2a

## Applications

Our [Abpromise guarantee](#) covers the use of **ab236389** in the following tested applications.

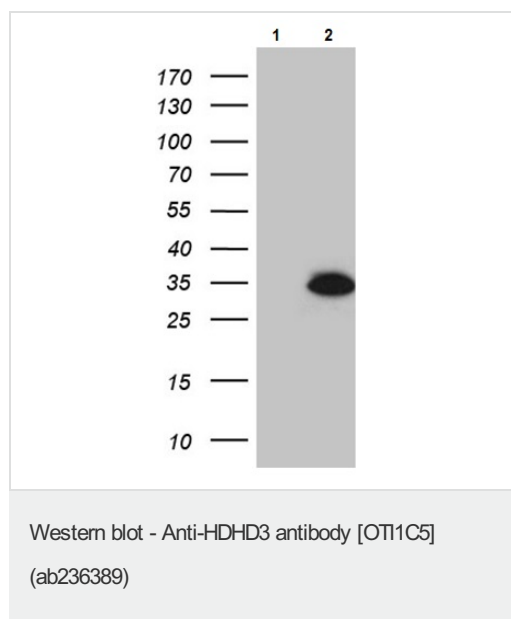
The application notes include recommended starting dilutions; optimal dilutions/concentrations should be determined by the end user.

Application	Abreviews	Notes
WB		1/2000. Predicted molecular weight: 28 kDa.
IHC-P		1/150. Perform heat mediated antigen retrieval with Tris/EDTA buffer pH 8.5 before commencing with IHC staining protocol.

## Target

**Sequence similarities** Belongs to the HAD-like hydrolase superfamily.

## Images



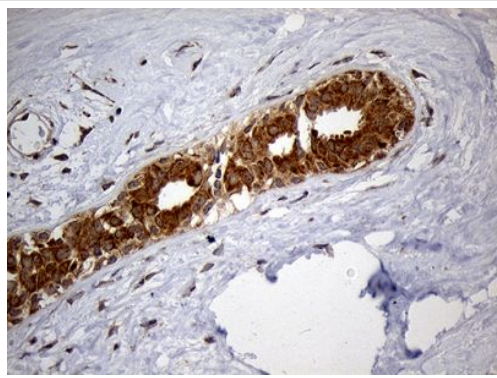
**All lanes** : Anti-HDHD3 antibody [OT11C5] (ab236389) at 1/2000 dilution

**Lane 1** : HEK-293T (Human epithelial cell line from embryonic kidney transformed with large T antigen) cell lysate transfected with pCMV6-ENTRY control cDNA for 48 hrs

**Lane 2** : HEK-293T cell lysate transfected with pCMV6-ENTRY HDHD3 cDNA for 48 hrs

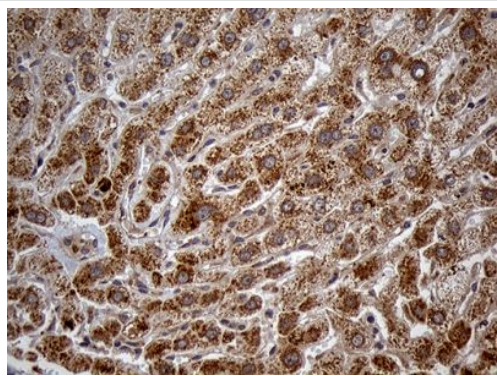
Lysates/proteins at 5 µg per lane.

**Predicted band size:** 28 kDa



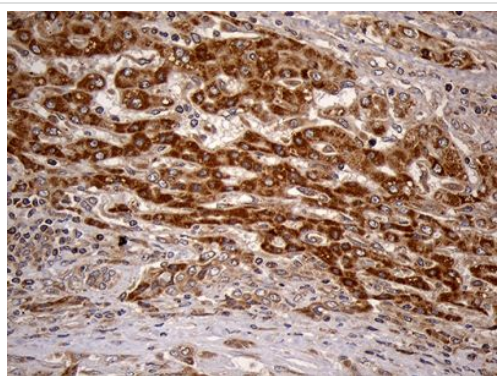
Immunohistochemistry (Formalin/PFA-fixed paraffin-embedded sections) - Anti-HDHD3 antibody [OT11C5] (ab236389)

Paraffin-embedded human breast tissue stained for HDHD3 using ab236389 at 1/150 dilution in immunohistochemical analysis.



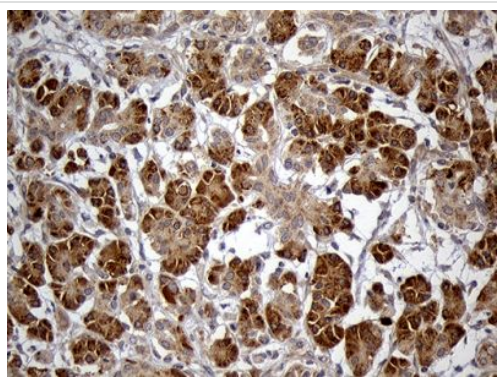
Immunohistochemistry (Formalin/PFA-fixed paraffin-embedded sections) - Anti-HDHD3 antibody [OT11C5] (ab236389)

Paraffin-embedded human liver tissue stained for HDHD3 using ab236389 at 1/150 dilution in immunohistochemical analysis.



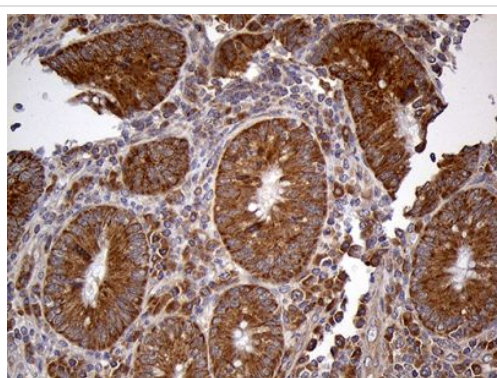
Immunohistochemistry (Formalin/PFA-fixed paraffin-embedded sections) - Anti-HDHD3 antibody [OT11C5] (ab236389)

Paraffin-embedded human liver carcinoma tissue stained for HDHD3 using ab236389 at 1/150 dilution in immunohistochemical analysis.



Paraffin-embedded human pancreas tissue stained for HDHD3 using ab236389 at 1/150 dilution in immunohistochemical analysis.

Immunohistochemistry (Formalin/PFA-fixed paraffin-embedded sections) - Anti-HDHD3 antibody [OT11C5] (ab236389)



Paraffin-embedded human appendix tissue stained for HDHD3 using ab236389 at 1/150 dilution in immunohistochemical analysis.

Immunohistochemistry (Formalin/PFA-fixed paraffin-embedded sections) - Anti-HDHD3 antibody [OT11C5] (ab236389)

**Please note:** All products are "FOR RESEARCH USE ONLY. NOT FOR USE IN DIAGNOSTIC PROCEDURES"

### Our Abpromise to you: Quality guaranteed and expert technical support

---

- Replacement or refund for products not performing as stated on the datasheet
- Valid for 12 months from date of delivery
- Response to your inquiry within 24 hours
- We provide support in Chinese, English, French, German, Japanese and Spanish
- Extensive multi-media technical resources to help you
- We investigate all quality concerns to ensure our products perform to the highest standards

If the product does not perform as described on this datasheet, we will offer a refund or replacement. For full details of the Abpromise, please visit <https://www.abcam.com/abpromise> or contact our technical team.

### Terms and conditions

---

- Guarantee only valid for products bought direct from Abcam or one of our authorized distributors