



Product datasheet

Anti-HEXIM2 antibody ab234979

2 Images

Overview

Product name	Anti-HEXIM2 antibody
Description	Rabbit polyclonal to HEXIM2
Host species	Rabbit
Tested applications	Suitable for: WB, IHC-P
Species reactivity	Reacts with: Mouse, Rat, Human
Immunogen	<p>Recombinant full length protein corresponding to Human HEXIM2 aa 1-286. Sequence:</p> <pre>MMATPNQTACNAESPVALEEAKTSGAPGSPQTPPERHD SGGSLPLTPRME SHSEDEDLGAVGGLGWNSRSPRTQSPGGCSAEAVLAR KKHRRRPSKRKR HWRPYLELSWAEKQQRDERQSQRASRVREEMFAKGQP VAPYNTTQFLMND RDPEEPNLDVPHGISHPGSSGESEAGDSDGRGRAHGEF QRKDFSETYERF HTESLQGRSKQELVRDYLELEKRLSQAEETRRLLQQLQA CTGQQSCRQVE ELAAEVQRLRTENQRLRQENQMWNREGCRCDEEPT</pre> <p>Database link: Q96MH2</p> <p style="text-align: right;">  Run BLAST with  Run BLAST with </p>
Positive control	WB: Rat liver and mouse kidney tissue lysates. IHC-P: Human testis tissue.
General notes	<p>Reproducibility is key to advancing scientific discovery and accelerating scientists' next breakthrough.</p> <p>Abcam is leading the way with our range of recombinant antibodies, knockout-validated antibodies and knockout cell lines, all of which support improved reproducibility.</p> <p>We are also planning to innovate the way in which we present recommended applications and species on our product datasheets, so that only applications & species that have been tested in our own labs, our suppliers or by selected trusted collaborators are covered by our Abpromise™ guarantee.</p> <p>In preparation for this, we have started to update the applications & species that this product is Abpromise guaranteed for.</p>

We are also updating the applications & species that this product has been “predicted to work with,” however this information is not covered by our Abpromise guarantee.

Applications & species from publications and Abreviews that have not been tested in our own labs or in those of our suppliers are not covered by the Abpromise guarantee.

Please check that this product meets your needs before purchasing. If you have any questions, special requirements or concerns, please send us an inquiry and/or contact our Support team ahead of purchase. Recommended alternatives for this product can be found below, as well as customer reviews and Q&As.

Properties

Form	Liquid
Storage instructions	Shipped at 4°C. Store at +4°C short term (1-2 weeks). Upon delivery aliquot. Store at -20°C long term. Avoid freeze / thaw cycle.
Storage buffer	pH: 7.40 Constituents: 50% Glycerol (glycerin, glycerine), PBS, 0.03% Proclin 300
Purity	Protein G purified
Purification notes	Purity >95%.
Clonality	Polyclonal
Isotype	IgG

Applications

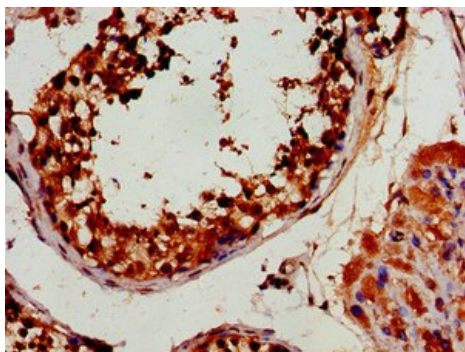
Our [Abpromise guarantee](#) covers the use of **ab234979** in the following tested applications.

The application notes include recommended starting dilutions; optimal dilutions/concentrations should be determined by the end user.

Application	Abreviews	Notes
WB		1/500 - 1/5000. Predicted molecular weight: 32 kDa.
IHC-P		1/20 - 1/200.

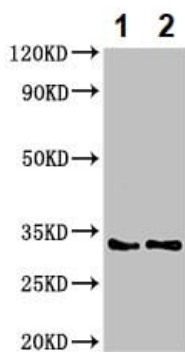
Target

Function	Transcriptional regulator which functions as a general RNA polymerase II transcription inhibitor. In cooperation with 7SK snRNA sequesters P-TEFb in a large inactive 7SK snRNP complex preventing RNA polymerase II phosphorylation and subsequent transcriptional elongation.
Tissue specificity	Ubiquitously expressed with higher expression in testis. HEXIM1 and HEXIM2 are differentially expressed.
Sequence similarities	Belongs to the HEXIM family.
Domain	The coiled-coil domain mediates oligomerization.
Cellular localization	Nucleus.



Immunohistochemistry (Formalin/PFA-fixed paraffin-embedded sections) - Anti-HEXIM2 antibody (ab234979)

Paraffin-embedded human testis tissue stained for HEXIM2 with ab234979 at 1/100 dilution in immunohistochemical analysis.



Western blot - Anti-HEXIM2 antibody (ab234979)

All lanes : Anti-HEXIM2 antibody (ab234979) at 1/500 dilution

Lane 1 : Rat liver tissue lysate

Lane 2 : Mouse kidney tissue lysate

Secondary

All lanes : Goat polyclonal to rabbit IgG at 1/50000 dilution

Predicted band size: 32 kDa

Please note: All products are "FOR RESEARCH USE ONLY. NOT FOR USE IN DIAGNOSTIC PROCEDURES"

Our Abpromise to you: Quality guaranteed and expert technical support

- Replacement or refund for products not performing as stated on the datasheet
- Valid for 12 months from date of delivery
- Response to your inquiry within 24 hours
- We provide support in Chinese, English, French, German, Japanese and Spanish
- Extensive multi-media technical resources to help you
- We investigate all quality concerns to ensure our products perform to the highest standards

If the product does not perform as described on this datasheet, we will offer a refund or replacement. For full details of the Abpromise, please visit <https://www.abcam.com/abpromise> or contact our technical team.

Terms and conditions

- Guarantee only valid for products bought direct from Abcam or one of our authorized distributors