




Product datasheet

Anti-HIGD1A antibody ab224177

2 Images

Overview

<b>Product name</b>	Anti-HIGD1A antibody
<b>Description</b>	Rabbit polyclonal to HIGD1A
<b>Host species</b>	Rabbit
<b>Tested applications</b>	<b>Suitable for:</b> IHC-P, ICC/IF
<b>Species reactivity</b>	<b>Reacts with:</b> Human <b>Predicted to work with:</b> Orangutan 
<b>Immunogen</b>	Recombinant fragment corresponding to Human HIGD1A aa 2-30 (N terminal). Sequence: STDTGVSLPSYEEDQGSKLIRKAKEAPFV  Database link: <a href="#">Q9Y241</a>   <a href="#">Run BLAST with</a>  <a href="#">Run BLAST with</a>
<b>Positive control</b>	IHC-P: Human rectum tissue. ICC/IF: A431 cells.
<b>General notes</b>	<p>Reproducibility is key to advancing scientific discovery and accelerating scientists' next breakthrough.</p> <p>Abcam is leading the way with our range of recombinant antibodies, knockout-validated antibodies and knockout cell lines, all of which support improved reproducibility.</p> <p>We are also planning to innovate the way in which we present recommended applications and species on our product datasheets, so that only applications &amp; species that have been tested in our own labs, our suppliers or by selected trusted collaborators are covered by our Abpromise™ guarantee.</p> <p>In preparation for this, we have started to update the applications &amp; species that this product is Abpromise guaranteed for.</p> <p>We are also updating the applications &amp; species that this product has been “predicted to work with,” however this information is not covered by our Abpromise guarantee.</p> <p>Applications &amp; species from publications and Abreviews that have not been tested in our own labs or in those of our suppliers are not covered by the Abpromise guarantee.</p> <p>Please check that this product meets your needs before purchasing. If you have any questions, special requirements or concerns, please send us an inquiry and/or contact our Support team ahead of purchase. Recommended alternatives for this product can be found below, as well as customer reviews and Q&amp;As.</p>

## Properties

---

<b>Form</b>	Liquid
<b>Storage instructions</b>	Shipped at 4°C. Store at +4°C short term (1-2 weeks). Upon delivery aliquot. Store at -20°C long term. Avoid freeze / thaw cycle.
<b>Storage buffer</b>	pH: 7.20 Preservative: 0.02% Sodium azide Constituents: 40% Glycerol (glycerin, glycerine), PBS
<b>Purity</b>	Immunogen affinity purified
<b>Clonality</b>	Polyclonal
<b>Isotype</b>	IgG

## Applications

---

Our [Abpromise guarantee](#) covers the use of **ab224177** in the following tested applications.

The application notes include recommended starting dilutions; optimal dilutions/concentrations should be determined by the end user.

Application	Abreviews	Notes
IHC-P		1/20 - 1/50. Perform heat mediated antigen retrieval with citrate buffer pH 6 before commencing with IHC staining protocol.
ICC/IF		Use a concentration of 0.25 - 2 µg/ml. Fixation/Permeabilization: PFA/Triton X-100.

## Target

---

<b>Sequence similarities</b>	Contains 1 HIG1 domain.
<b>Cellular localization</b>	Membrane.

---

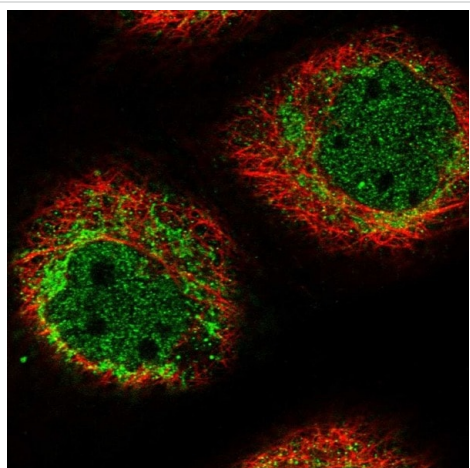
## Images

---



Paraffin-embedded human rectum tissue stained for HIGD1A using ab224177 at 1/20 dilution in immunohistochemical analysis.

Immunohistochemistry (Formalin/PFA-fixed paraffin-embedded sections) - Anti-HIGD1A antibody (ab224177)



PFA-fixed, Triton X-100 permeabilized A431 (human epidermoid carcinoma cell line) cells stained for HIGD1A (green) using ab224177 at 4 µg/ml in ICC/IF.

Immunocytochemistry/ Immunofluorescence - Anti-HIGD1A antibody (ab224177)

**Please note:** All products are "FOR RESEARCH USE ONLY. NOT FOR USE IN DIAGNOSTIC PROCEDURES"

### Our Abpromise to you: Quality guaranteed and expert technical support

---

- Replacement or refund for products not performing as stated on the datasheet
- Valid for 12 months from date of delivery
- Response to your inquiry within 24 hours
- We provide support in Chinese, English, French, German, Japanese and Spanish
- Extensive multi-media technical resources to help you
- We investigate all quality concerns to ensure our products perform to the highest standards

If the product does not perform as described on this datasheet, we will offer a refund or replacement. For full details of the Abpromise, please visit <https://www.abcam.com/abpromise> or contact our technical team.

## Terms and conditions

---

- Guarantee only valid for products bought direct from Abcam or one of our authorized distributors