


Product datasheet

Anti-HS3ST2 antibody ab155777

[2 Images](#)

Overview

Product name	Anti-HS3ST2 antibody
Description	Rabbit polyclonal to HS3ST2
Host species	Rabbit
Tested applications	Suitable for: WB, IHC-P
Species reactivity	Reacts with: Human Predicted to work with: Mouse, Rat, Cow 
Immunogen	Recombinant fragment, corresponding to a region within amino acids 1-217 of Human HS3ST2 (Uniprot Q9Y278).
Positive control	A431 whole cell lysate; Human colon cancer tissue.
General notes	<p>The Life Science industry has been in the grips of a reproducibility crisis for a number of years. Abcam is leading the way in addressing this with our range of recombinant monoclonal antibodies and knockout edited cell lines for gold-standard validation. Please check that this product meets your needs before purchasing.</p> <p>If you have any questions, special requirements or concerns, please send us an inquiry and/or contact our Support team ahead of purchase. Recommended alternatives for this product can be found below, along with publications, customer reviews and Q&As</p>

Properties

Form	Liquid
Storage instructions	Shipped at 4°C. Upon delivery aliquot. Store at -20°C or -80°C. Avoid freeze / thaw cycle.
Storage buffer	pH: 7.00 Preservative: 0.01% Thimerosal (merthiolate) Constituents: 78.99% PBS, 1% BSA, 20% Glycerol (glycerin, glycerine)
Purity	Immunogen affinity purified
Clonality	Polyclonal
Isotype	IgG

Applications

The Abpromise guarantee

Our [Abpromise guarantee](#) covers the use of ab155777 in the following tested applications.

The application notes include recommended starting dilutions; optimal dilutions/concentrations should be determined by the end user.

Application	Abreviews	Notes
WB		1/500 - 1/3000. Predicted molecular weight: 42 kDa.
IHC-P		1/100 - 1/1000.

Target

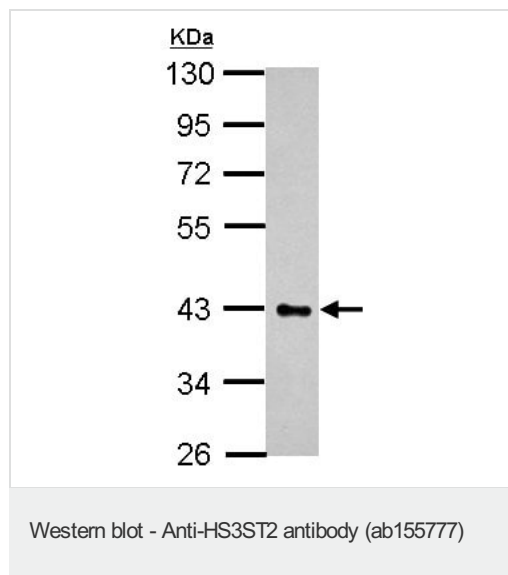
Relevance

Heparan sulfate proteoglycans are hybrid molecules composed of a protein core attached to 1 or more linear heparan sulfate glycosaminoglycan chains that carry out multiple biologic activities. HS3ST2 (Heparan sulfate (glucosamine) 3-O-sulfotransferase 2) is a member of the heparan sulfate biosynthetic enzyme and is involved in the final modification step of heparan sulfate proteoglycans (HSPGs). It is predominantly expressed in the brain and may play a role in the nervous system.

Cellular localization

Golgi apparatus membrane; Single-pass type II membrane protein.

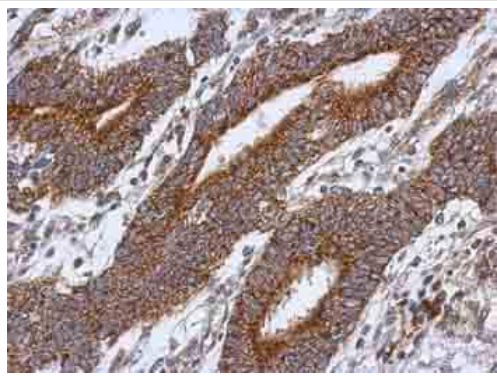
Images



Anti-HS3ST2 antibody (ab155777) at 1/1000 dilution + A431 whole cell lysate at 30 µg

Predicted band size: 42 kDa

10% SDS PAGE



Immunohistochemical analysis of paraffin-embedded Human Colon cancer tissue, labeling HS3ST2 with ab155777 at 1/500 dilution.

Immunohistochemistry (Formalin/PFA-fixed paraffin-embedded sections) - Anti-HS3ST2 antibody (ab155777)

Please note: All products are "FOR RESEARCH USE ONLY. NOT FOR USE IN DIAGNOSTIC PROCEDURES"

Our Abpromise to you: Quality guaranteed and expert technical support

- Replacement or refund for products not performing as stated on the datasheet
- Valid for 12 months from date of delivery
- Response to your inquiry within 24 hours
- We provide support in Chinese, English, French, German, Japanese and Spanish
- Extensive multi-media technical resources to help you
- We investigate all quality concerns to ensure our products perform to the highest standards

If the product does not perform as described on this datasheet, we will offer a refund or replacement. For full details of the Abpromise, please visit <https://www.abcam.com/abpromise> or contact our technical team.

Terms and conditions

- Guarantee only valid for products bought direct from Abcam or one of our authorized distributors