




Product datasheet

Anti-Hsd17b11 antibody ab167686

1 Image

Overview

Product name	Anti-Hsd17b11 antibody
Description	Mouse polyclonal to Hsd17b11
Host species	Mouse
Tested applications	Suitable for: WB
Species reactivity	Reacts with: Recombinant fragment Predicted to work with: Human, Chimpanzee, Rhesus monkey, Common marmoset, Orangutan 

Immunogen Full length protein corresponding to amino acids 1-300 of Human Hsd17b11 (AAH36001.1).
 [Run BLAST with ExPASy](#)  [Run BLAST with NCBI](#)

Positive control Hsd17b11 transfected 293T cell line lysate.

General notes

Reproducibility is key to advancing scientific discovery and accelerating scientists' next breakthrough.

Abcam is leading the way with our range of recombinant antibodies, knockout-validated antibodies and knockout cell lines, all of which support improved reproducibility.

We are also planning to innovate the way in which we present recommended applications and species on our product datasheets, so that only applications & species that have been tested in our own labs, our suppliers or by selected trusted collaborators are covered by our Abpromise™ guarantee.

In preparation for this, we have started to update the applications & species that this product is Abpromise guaranteed for.

We are also updating the applications & species that this product has been “predicted to work with,” however this information is not covered by our Abpromise guarantee.

Applications & species from publications and Abreviews that have not been tested in our own labs or in those of our suppliers are not covered by the Abpromise guarantee.

Please check that this product meets your needs before purchasing. If you have any questions, special requirements or concerns, please send us an inquiry and/or contact our Support team ahead of purchase. Recommended alternatives for this product can be found below, as well as customer reviews and Q&As.

Properties

Form	Liquid
Storage instructions	Shipped at 4°C. Store at +4°C short term (1-2 weeks). Upon delivery aliquot. Store at -20°C long term.
Purity	Whole antiserum
Clonality	Polyclonal
Isotype	IgG

Applications

Our [Abpromise guarantee](#) covers the use of **ab167686** in the following tested applications.


The application notes include recommended starting dilutions; optimal dilutions/concentrations should be determined by the end user.

Application	Abreviews	Notes
WB		1/500 - 1/1000. Predicted molecular weight: 33 kDa.

Target

Function	Can convert androstan-3-alpha,17-beta-diol (3-alpha-diol) to androsterone in vitro, suggesting that it may participate in androgen metabolism during steroidogenesis. May act by metabolizing compounds that stimulate steroid synthesis and/or by generating metabolites that inhibit it. Has no activity toward DHEA (dehydroepiandrosterone), or A-dione (4-androste-3,17-dione), and only a slight activity toward testosterone to A-dione. Tumor-associated antigen in cutaneous T-cell lymphoma.
Tissue specificity	Present at high level in steroidogenic cells such as syncytiotrophoblasts, sebaceous gland, Leydig cells, and granulosa cells of the dominant follicle and corpus luteum. In lung, it is detected in the ciliated epithelium and in acini of adult trachea, in bronchioles, but not in alveoli. In the eye, it is detected in the nonpigmented epithelium of the ciliary body and, at lower level, in the inner nuclear layer of the retina (at protein level). Widely expressed. Highly expressed in retina, pancreas, kidney, liver, lung, adrenal, small intestine, ovary and heart.
Sequence similarities	Belongs to the short-chain dehydrogenases/reductases (SDR) family. 17-beta-HSD 3 subfamily.
Cellular localization	Secreted.

Images



All lanes : Anti-Hsd17b11 antibody (ab167686) at 1/500 dilution

Lane 1 : Hsd17b11 transfected 293T cell line lysate

Lane 2 : Non-transfected 293T cell line lysate

Lysates/proteins at 15 µl per lane.

Secondary

All lanes : Goat Anti-Mouse IgG at 1/5000 dilution

Predicted band size: 33 kDa

Please note: All products are "FOR RESEARCH USE ONLY. NOT FOR USE IN DIAGNOSTIC PROCEDURES"

Our Abpromise to you: Quality guaranteed and expert technical support

- Replacement or refund for products not performing as stated on the datasheet
- Valid for 12 months from date of delivery
- Response to your inquiry within 24 hours
- We provide support in Chinese, English, French, German, Japanese and Spanish
- Extensive multi-media technical resources to help you
- We investigate all quality concerns to ensure our products perform to the highest standards

If the product does not perform as described on this datasheet, we will offer a refund or replacement. For full details of the Abpromise, please visit <https://www.abcam.com/abpromise> or contact our technical team.

Terms and conditions

- Guarantee only valid for products bought direct from Abcam or one of our authorized distributors