

Product datasheet

Human PCSK9 Matched Antibody Pair Kit ab215081

Recombinant

2 Images

Overview

Product name	Human PCSK9 Matched Antibody Pair Kit
Detection method	Colorimetric
Assay type	ELISA set
Sensitivity	37.07 pg/ml
Range	250 pg/ml - 16000 pg/ml
Species reactivity	Reacts with: Human
Product overview	<p>Human PCSK9 Matched Antibody Pair Kits include a capture and a biotinylated detector antibody pair, along with a calibrated protein standard, suitable for sandwich ELISA. The Matched Antibody Pair Kit can be used to quantify native and recombinant human PCSK9.</p> <p>Optimization of the kit reagents to sample type, immunoassay format or instrumentation may be required. Guidelines for use of this kit in a standard 96-well microplate sandwich ELISA using HRP/TMB system of colorimetric detection is described in this assay procedure for the purposes of quantification.</p> <p>Protocol information and tips on the use of the Matched Antibody Pair kits for sandwich ELISA can be found on our website. An accessory pack can be purchased which includes buffer reagents required to perform 10 x 96-well plate sandwich ELISAs (ab210905).</p> <p>For additional information on the performance of the antibody pair used in this kit, please see our equivalent SimpleStep ELISA kit ab209884. Please note that while the antibody pair is the same provided in the corresponding SimpleStep ELISA Kit, due to differences in their formulation, this antibody pair cannot be used with the consumables provided with our SimpleStep ELISA Kits.</p>
Tested applications	Suitable for: IA, ELISA
Platform	Reagents

Properties

Storage instructions Store at -20°C. Please refer to protocols.

Components	5 x 96 tests
Human PCSK9 Capture Antibody	1 x 50µg
Human PCSK9 Detector Antibody	1 x 12.5µg
Human PCSK9 Lyophilized Protein	1 vial

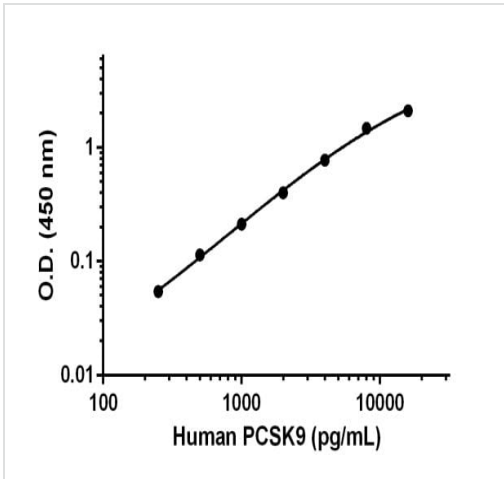
Function	May be implicated in the differentiation of cortical neurons and may play a role in cholesterol homeostasis.
Tissue specificity	Expressed in neuro-epithelioma, colon carcinoma, hepatic and pancreatic cell lines, and in Schwann cells.
Involvement in disease	Defects in PCSK9 are the cause of familial hypercholesterolemia 3 (FH3) [MIM:603776]. FH3 inheritance is autosomal dominant.
Sequence similarities	Belongs to the peptidase S8 family. Contains 1 peptidase S8 domain.
Post-translational modifications	The soluble zymogen undergoes autocatalytic intramolecular processing in the endoplasmic reticulum, resulting in the cleavage of its propeptide that remains associated with the secreted enzyme.
Cellular localization	Secreted.

Applications

The Abpromise guarantee Our [Abpromise guarantee](#) covers the use of ab215081 in the following tested applications. The application notes include recommended starting dilutions; optimal dilutions/concentrations should be determined by the end user.

Application	Abreviews	Notes
IA		Use at an assay dependent concentration.
ELISA		Use at an assay dependent concentration.





Images



Standard calibration curve. Background subtracted values are graphed.

Human PCSK9 standard curve.

Powered by recombinant antibodies

 <p>Research with confidence Consistent and reproducible results</p>	 <p>Long-term and scalable supply Recombinant technology</p>
 <p>Success from the first experiment Confirmed specificity</p>	 <p>Ethical standards compliant Animal-free production</p>

To learn more about the advantages of recombinant antibodies see [here](#).

Sandwich ELISA - Human PCSK9 Matched Antibody Pair Kit (ab215081)

Please note: All products are "FOR RESEARCH USE ONLY. NOT FOR USE IN DIAGNOSTIC PROCEDURES"

Our Abpromise to you: Quality guaranteed and expert technical support

- Replacement or refund for products not performing as stated on the datasheet
- Valid for 12 months from date of delivery
- Response to your inquiry within 24 hours
- We provide support in Chinese, English, French, German, Japanese and Spanish
- Extensive multi-media technical resources to help you
- We investigate all quality concerns to ensure our products perform to the highest standards

If the product does not perform as described on this datasheet, we will offer a refund or replacement. For full details of the Abpromise, please visit <https://www.abcam.com/abpromise> or contact our technical team.

Terms and conditions

- Guarantee only valid for products bought direct from Abcam or one of our authorized distributors