




Product datasheet

Anti-IDH1 antibody [IDH1/1152] ab215829

2 Images

Overview

Product name	Anti-IDH1 antibody [IDH1/1152]
Description	Mouse monoclonal [IDH1/1152] to IDH1
Host species	Mouse
Tested applications	Suitable for: IHC-P
Species reactivity	Reacts with: Human Predicted to work with: Mouse, Rat, Sheep, Cow, Orangutan 
Immunogen	Recombinant fragment within Human IDH1 aa 281-414. The exact sequence is proprietary. Sequence: VAQGYGSLGMMTSVLVCPDGKTVEAAAHGTVTRHYRMY KKGQETSTNPI ASIFAWTRGLAHRRAKLDNNKELAFFANALEEVSIETIEAGF MTKDLAACI KGLPNVQRSDYLNTFEFMDKLGLENLKIKLAQAKL Database link: O75874  Run BLAST with  Run BLAST with
Positive control	Human colon carcinoma and prostate carcinoma tissues.
General notes	This product was previously labelled as Isocitrate dehydrogenase

Reproducibility is key to advancing scientific discovery and accelerating scientists' next breakthrough.

Abcam is leading the way with our range of recombinant antibodies, knockout-validated antibodies and knockout cell lines, all of which support improved reproducibility.

We are also planning to innovate the way in which we present recommended applications and species on our product datasheets, so that only applications & species that have been tested in our own labs, our suppliers or by selected trusted collaborators are covered by our Abpromise™ guarantee.

In preparation for this, we have started to update the applications & species that this product is Abpromise guaranteed for.

We are also updating the applications & species that this product has been "predicted to work with," however this information is not covered by our Abpromise guarantee.

Applications & species from publications and Abreviews that have not been tested in our own

labs or in those of our suppliers are not covered by the Abpromise guarantee.

Please check that this product meets your needs before purchasing. If you have any questions, special requirements or concerns, please send us an inquiry and/or contact our Support team ahead of purchase. Recommended alternatives for this product can be found below, as well as customer reviews and Q&As.

Properties

Form	Liquid
Storage instructions	Shipped at 4°C. Store at +4°C short term (1-2 weeks). Upon delivery aliquot. Store at -20°C long term. Avoid freeze / thaw cycle.
Storage buffer	Preservative: 0.05% Sodium azide Constituents: 0.05% BSA, 99% PBS
Purity	Protein A/G purified
Purification notes	ab215829 is purified from Bioreactor Concentrate by Protein A/G.
Clonality	Monoclonal
Clone number	IDH1/1152
Isotype	IgG1
Light chain type	kappa

Applications

Our [Abpromise guarantee](#) covers the use of **ab215829** in the following tested applications.

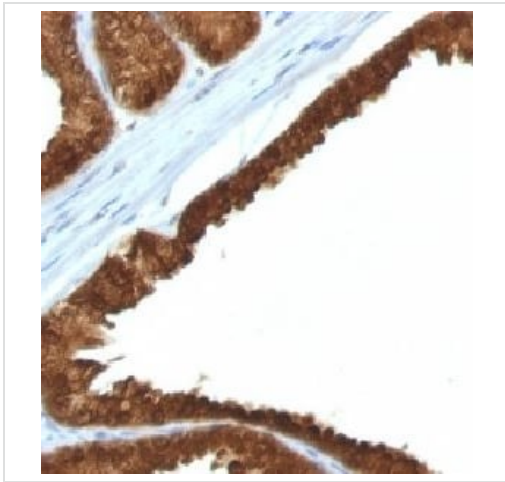
The application notes include recommended starting dilutions; optimal dilutions/concentrations should be determined by the end user.

Application	Abreviews	Notes
IHC-P		Use a concentration of 0.5 - 1 µg/ml. Perform heat mediated antigen retrieval with Tris/EDTA buffer pH 9.0 before commencing with IHC staining protocol.

Target

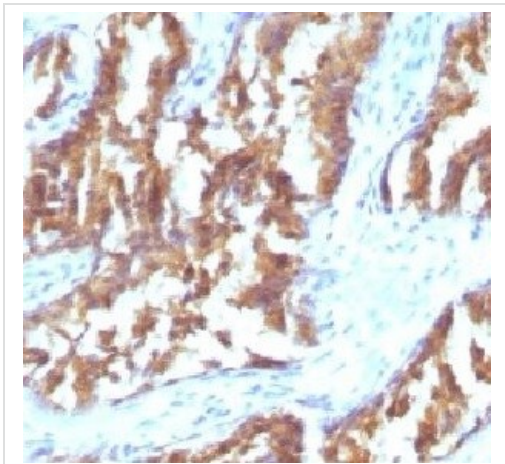
Involvement in disease	Glioma Genetic variations are associated with cartilaginous tumors such as enchondroma or chondrosarcoma. Mutations of Arg-132 to Cys, Gly or His abolish the conversion of isocitrate to alpha-ketoglutarate. Instead, alpha-ketoglutarate is converted to R(-)-2-hydroxyglutarate.
Sequence similarities	Belongs to the isocitrate and isopropylmalate dehydrogenases family.
Post-translational modifications	Acetylation at Lys-374 dramatically reduces catalytic activity.
Cellular localization	Cytoplasm. Peroxisome.

Images



Immunohistochemical analysis of formalin-fixed, paraffin-embedded human colon carcinoma tissue labeling IDH1 with ab215829 at 1 µg/mL.

Immunohistochemistry (Formalin/PFA-fixed paraffin-embedded sections) - Anti-IDH1 antibody
[IDH1/1152] (ab215829)



Immunohistochemical analysis of formalin-fixed, paraffin-embedded human prostate carcinoma tissue labeling IDH1 with ab215829 at 1 µg/mL.

Immunohistochemistry (Formalin/PFA-fixed paraffin-embedded sections) - Anti-IDH1 antibody
[IDH1/1152] (ab215829)

Please note: All products are "FOR RESEARCH USE ONLY. NOT FOR USE IN DIAGNOSTIC PROCEDURES"

Our Abpromise to you: Quality guaranteed and expert technical support

- Replacement or refund for products not performing as stated on the datasheet
- Valid for 12 months from date of delivery
- Response to your inquiry within 24 hours
- We provide support in Chinese, English, French, German, Japanese and Spanish
- Extensive multi-media technical resources to help you
- We investigate all quality concerns to ensure our products perform to the highest standards

If the product does not perform as described on this datasheet, we will offer a refund or replacement. For full details of the Abpromise,

please visit <https://www.abcam.com/abpromise> or contact our technical team.

Terms and conditions

- Guarantee only valid for products bought direct from Abcam or one of our authorized distributors