


Product datasheet

Anti-IL-11RA antibody ab109697

[2 Images](#)

Overview

Product name	Anti-IL-11RA antibody
Description	Rabbit polyclonal to IL-11RA
Host species	Rabbit
Tested applications	Suitable for: WB, IHC-P
Species reactivity	Reacts with: Human Predicted to work with: Mouse, Rat 
Immunogen	Recombinant fragment corresponding to Human IL-11RA aa 177-370. Database link: BC003110
Positive control	Human fetal liver, heart, colon lysates, Human prostate carcinoma
General notes	<p>Reproducibility is key to advancing scientific discovery and accelerating scientists' next breakthrough.</p> <p>Abcam is leading the way with our range of recombinant antibodies, knockout-validated antibodies and knockout cell lines, all of which support improved reproducibility.</p> <p>We are also planning to innovate the way in which we present recommended applications and species on our product datasheets, so that only applications & species that have been tested in our own labs, our suppliers or by selected trusted collaborators are covered by our Abpromise™ guarantee.</p> <p>In preparation for this, we have started to update the applications & species that this product is Abpromise guaranteed for.</p> <p>We are also updating the applications & species that this product has been “predicted to work with,” however this information is not covered by our Abpromise guarantee.</p> <p>Applications & species from publications and Abreviews that have not been tested in our own labs or in those of our suppliers are not covered by the Abpromise guarantee.</p> <p>Please check that this product meets your needs before purchasing. If you have any questions, special requirements or concerns, please send us an inquiry and/or contact our Support team ahead of purchase. Recommended alternatives for this product can be found below, as well as customer reviews and Q&As.</p>

Properties

Form	Lyophilized:Reconstitute in 200ul sterile H2O.
-------------	--

Storage instructions	Shipped at 4°C. Upon delivery aliquot and store at -20°C. Avoid repeated freeze / thaw cycles.
Storage buffer	pH: 7.20 Preservative: 0.02% Sodium azide Constituents: PBS, 1% BSA
Purity	Immunogen affinity purified
Clonality	Polyclonal
Isotype	IgG

Applications

Our [Abpromise guarantee](#) covers the use of **ab109697** in the following tested applications.

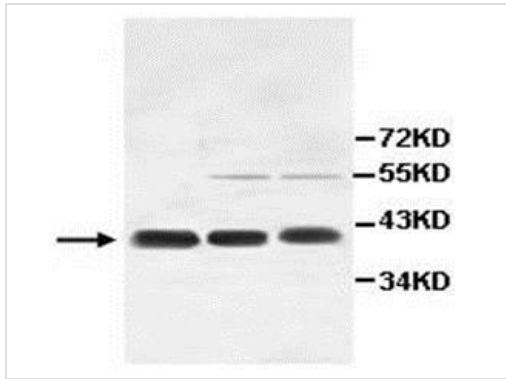
The application notes include recommended starting dilutions; optimal dilutions/concentrations should be determined by the end user.

Application	Abreviews	Notes
WB		1/1000 - 1/2000. Predicted molecular weight: 45 kDa.
IHC-P		1/100 - 1/500.

Target

Function	Receptor for interleukin-11. The receptor systems for IL6, LIF, OSM, CNTF, IL11 and CT1 can utilize IL6ST for initiating signal transmission. The IL11/IL11RA/IL6ST complex may be involved in the control of proliferation and/or differentiation of skeletogenic progenitor or other mesenchymal cells.
Tissue specificity	Expressed in a number of cell lines, including the myelogenous leukemia cell line K562, the megakaryocytic leukemia cell line Mo7E, the erythroleukemia cell line TF1, and the osteosarcoma cell lines, MG-63 and Saos-2. Also expressed in normal and malignant prostate epithelial cell lines. Expression levels are increased in prostate carcinoma.
Sequence similarities	Belongs to the type I cytokine receptor family. Type 3 subfamily. Contains 2 fibronectin type-III domains. Contains 1 Ig-like C2-type (immunoglobulin-like) domain.
Cellular localization	Membrane.

Images



Western blot - Anti-IL-11RA antibody (ab109697)

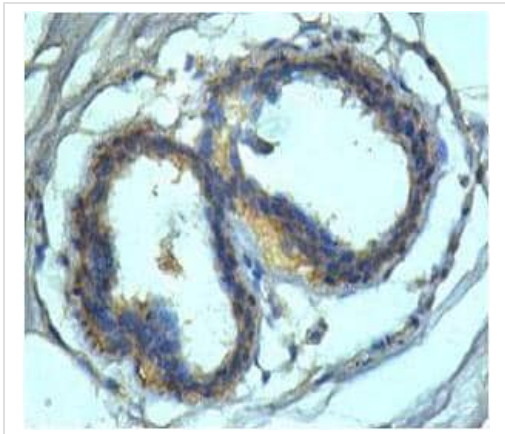
All lanes : Anti-IL-11RA antibody (ab109697) at 1/1000 dilution

Lane 1 : Human fetal liver lysate

Lane 2 : Human fetal heart lysate

Lane 3 : Human fetal colon lysate

Predicted band size: 45 kDa



Immunohistochemistry (Formalin/PFA-fixed paraffin-embedded sections) - Anti-IL-11RA antibody (ab109697)

ab109697 at 1/100 dilution staining IL11RA in Human prostate carcinoma by Immunohistochemistry Formalin-fixed, Paraffin-embedded tissue.

Please note: All products are "FOR RESEARCH USE ONLY. NOT FOR USE IN DIAGNOSTIC PROCEDURES"

Our Abpromise to you: Quality guaranteed and expert technical support

- Replacement or refund for products not performing as stated on the datasheet
- Valid for 12 months from date of delivery
- Response to your inquiry within 24 hours
- We provide support in Chinese, English, French, German, Japanese and Spanish
- Extensive multi-media technical resources to help you

- We investigate all quality concerns to ensure our products perform to the highest standards

If the product does not perform as described on this datasheet, we will offer a refund or replacement. For full details of the Abpromise, please visit <https://www.abcam.com/abpromise> or contact our technical team.

Terms and conditions

- Guarantee only valid for products bought direct from Abcam or one of our authorized distributors