



## Product datasheet

# Anti-IL-18R1 antibody ab231554

8 Images

### Overview

<b>Product name</b>	Anti-IL-18R1 antibody
<b>Description</b>	Rabbit polyclonal to IL-18R1
<b>Host species</b>	Rabbit
<b>Tested applications</b>	<b>Suitable for:</b> IHC-P, WB
<b>Species reactivity</b>	<b>Reacts with:</b> Mouse
<b>Immunogen</b>	<p>Recombinant fragment (His-tag) corresponding to Mouse IL-18R1 aa 391-518. (Expressed in E.coli).</p> <p>Sequence:</p> <p>TFAVETLPRVLEKQFGYKLCIFERDVVPGGAVVEEIHSLIE KSRRLIVL SQSYLTNGARRELESGLHEALVERKIKILIEFTPASNITFLPP SLKLLK SYRVLKWRADSPSMNSRFWKNLVYLMPA</p> <p>Database link: <a href="#">Q61098</a></p> <p style="text-align: right;">  <a href="#">Run BLAST with</a>                 <a href="#">Run BLAST with</a> </p>
<b>Positive control</b>	IHC-P: Mouse cerebrum, kidney, testis, liver, stomach and oviduct tissues. WB: Mouse cerebrum lysate; Recombinant mouse IL18R1 protein.
<b>General notes</b>	<p>Reproducibility is key to advancing scientific discovery and accelerating scientists' next breakthrough.</p> <p>Abcam is leading the way with our range of recombinant antibodies, knockout-validated antibodies and knockout cell lines, all of which support improved reproducibility.</p> <p>We are also planning to innovate the way in which we present recommended applications and species on our product datasheets, so that only applications &amp; species that have been tested in our own labs, our suppliers or by selected trusted collaborators are covered by our Abpromise™ guarantee.</p> <p>In preparation for this, we have started to update the applications &amp; species that this product is Abpromise guaranteed for.</p> <p>We are also updating the applications &amp; species that this product has been “predicted to work with,” however this information is not covered by our Abpromise guarantee.</p> <p>Applications &amp; species from publications and Abreviews that have not been tested in our own labs or in those of our suppliers are not covered by the Abpromise guarantee.</p> <p>Please check that this product meets your needs before purchasing. If you have any questions,</p>

special requirements or concerns, please send us an inquiry and/or contact our Support team ahead of purchase. Recommended alternatives for this product can be found below, as well as customer reviews and Q&As.

## Properties

---

<b>Form</b>	Liquid
<b>Storage instructions</b>	Shipped at 4°C. Store at +4°C short term (1-2 weeks). Upon delivery aliquot. Store at -20°C long term. Avoid freeze / thaw cycle.
<b>Storage buffer</b>	pH: 7.40 Preservative: 0.02% Sodium azide Constituents: PBS, 50% Glycerol
<b>Purity</b>	Immunogen affinity purified
<b>Purification notes</b>	ab231554 was purified by antigen-specific affinity chromatography followed by Protein A affinity chromatography.
<b>Clonality</b>	Polyclonal
<b>Isotype</b>	IgG

## Applications

---

Our [Abpromise guarantee](#) covers the use of **ab231554** in the following tested applications.

The application notes include recommended starting dilutions; optimal dilutions/concentrations should be determined by the end user.

Application	Abreviews	Notes
IHC-P		Use a concentration of 5 - 20 µg/ml.
WB		Use a concentration of 0.2 - 2 µg/ml. Predicted molecular weight: 62 kDa.

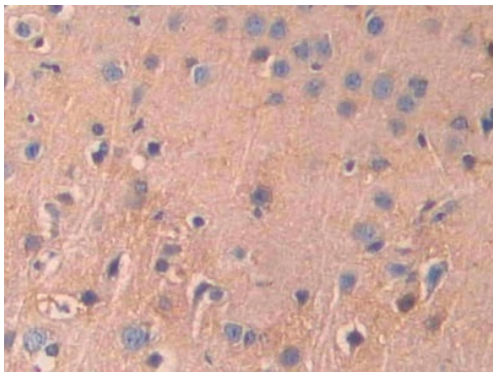
## Target

---

<b>Function</b>	Receptor for interleukin 18 (IL-18). Binding to the agonist leads to the activation of NF-kappa-B.
<b>Tissue specificity</b>	Expressed in lung, leukocytes, spleen, liver, thymus, prostate, small intestine, colon, placenta, and heart, and is absent from brain, skeletal muscle, pancreas, and kidney. High level of expression in Hodgkin disease cell lines.
<b>Sequence similarities</b>	Belongs to the interleukin-1 receptor family. Contains 3 Ig-like C2-type (immunoglobulin-like) domains. Contains 1 TIR domain.
<b>Cellular localization</b>	Membrane.

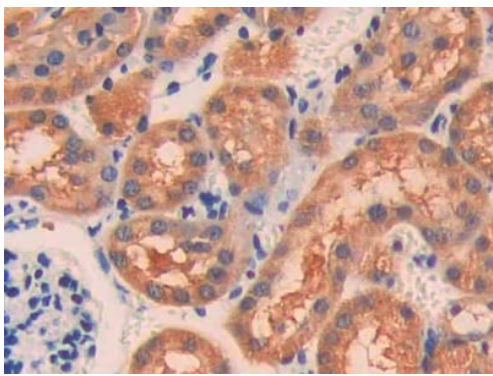
## Images

---



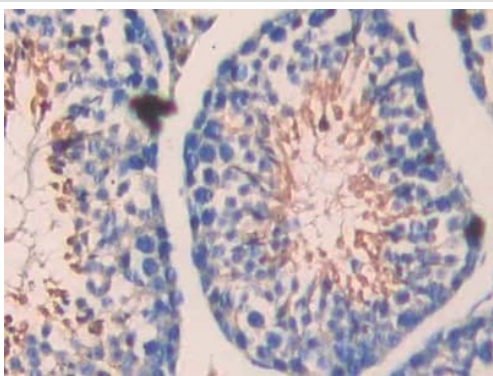
Immunohistochemistry (Formalin/PFA-fixed paraffin-embedded sections) - Anti-IL-18R1 antibody (ab231554)

Paraffin-embedded mouse cerebrum tissue stained for IL18R1 using ab231554 at 20  $\mu\text{g/ml}$  in immunohistochemical analysis. DAB staining.



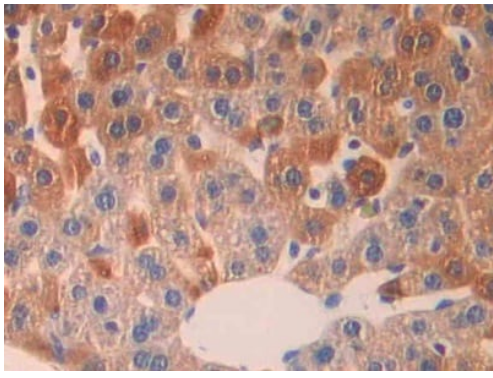
Immunohistochemistry (Formalin/PFA-fixed paraffin-embedded sections) - Anti-IL-18R1 antibody (ab231554)

Paraffin-embedded mouse kidney tissue stained for IL18R1 using ab231554 at 20  $\mu\text{g/ml}$  in immunohistochemical analysis. DAB staining.



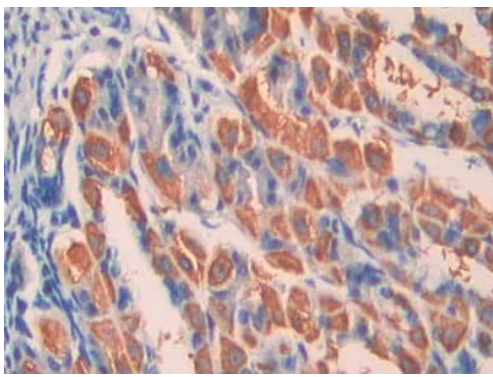
Immunohistochemistry (Formalin/PFA-fixed paraffin-embedded sections) - Anti-IL-18R1 antibody (ab231554)

Formalin-fixed, paraffin-embedded mouse testis tissue stained for IL18R1 using ab231554 at 20  $\mu\text{g/ml}$  in immunohistochemical analysis. DAB staining.



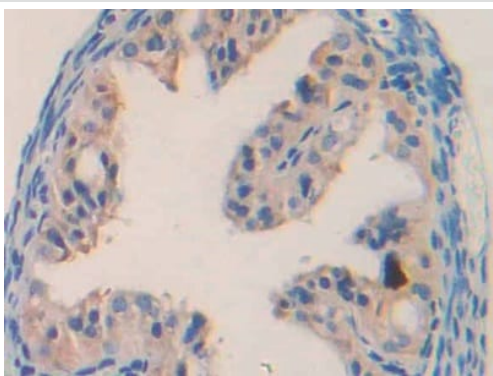
Immunohistochemistry (Formalin/PFA-fixed paraffin-embedded sections) - Anti-IL-18R1 antibody (ab231554)

Formalin-fixed, paraffin-embedded mouse liver tissue stained for IL18R1 using ab231554 at 20 µg/ml in immunohistochemical analysis. DAB staining.




Immunohistochemistry (Formalin/PFA-fixed paraffin-embedded sections) - Anti-IL-18R1 antibody (ab231554)

Formalin-fixed, paraffin-embedded mouse stomach tissue stained for IL18R1 using ab231554 at 20 µg/ml in immunohistochemical analysis. DAB staining.



Immunohistochemistry (Formalin/PFA-fixed paraffin-embedded sections) - Anti-IL-18R1 antibody (ab231554)

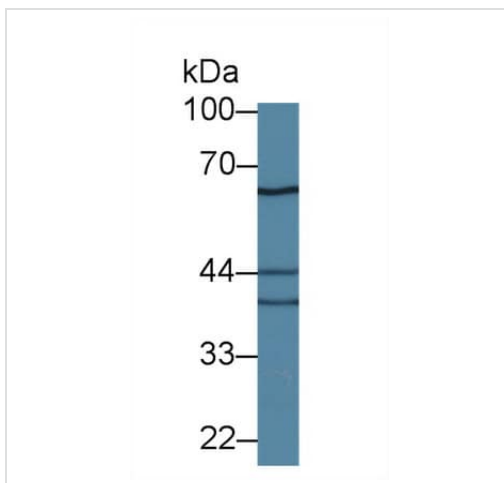
Formalin-fixed, paraffin-embedded mouse oviduct tissue stained for IL18R1 using ab231554 at 20 µg/ml in immunohistochemical analysis. DAB staining.



Western blot - Anti-IL-18R1 antibody (ab231554)

Anti-IL-18R1 antibody (ab231554) at 2 µg/ml + Recombinant mouse IL18R1 protein

**Predicted band size:** 62 kDa



Western blot - Anti-IL-18R1 antibody (ab231554)

Anti-IL-18R1 antibody (ab231554) at 2 µg/ml + Mouse cerebrum lysate

**Predicted band size:** 62 kDa

**Please note:** All products are "FOR RESEARCH USE ONLY. NOT FOR USE IN DIAGNOSTIC PROCEDURES"

### Our Abpromise to you: Quality guaranteed and expert technical support

- Replacement or refund for products not performing as stated on the datasheet
- Valid for 12 months from date of delivery
- Response to your inquiry within 24 hours
- We provide support in Chinese, English, French, German, Japanese and Spanish
- Extensive multi-media technical resources to help you
- We investigate all quality concerns to ensure our products perform to the highest standards

If the product does not perform as described on this datasheet, we will offer a refund or replacement. For full details of the Abpromise, please visit <https://www.abcam.com/abpromise> or contact our technical team.

### Terms and conditions

- Guarantee only valid for products bought direct from Abcam or one of our authorized distributors