




Product datasheet

Anti-IL-7 antibody ab175380

★ ★ ★ ★ ★ 3 Abreviews 1 References 2 Images

Overview

Product name	Anti-IL-7 antibody
Description	Rabbit polyclonal to IL-7
Host species	Rabbit
Tested applications	Suitable for: ICC/IF, WB
Species reactivity	Reacts with: Human Predicted to work with: Mouse, Rat 
Immunogen	Recombinant full length protein corresponding to Human IL-7 aa 1-177. Sequence: MFHVSFRYIFGLPPLILVLLPVASSDCDIEGKDGKQYESVL MVSIDQLLD SMKEIGSNCLNNEFNFFKRHICDANKEGMFLFRAARKLRQ FLKMNSTGDF DLHLLKVSEGTILLNCTGQVKGRKPAALGEAQPTKSLEE NKSLKEQKKL NDLCFLKRLLEIKTCWNKILMGTKEH Database link: P13232 <div style="display: flex; justify-content: space-around; margin-top: 10px;">  Run BLAST with  Run BLAST with </div>
Positive control	HepG2 cell extract.
General notes	<p>Reproducibility is key to advancing scientific discovery and accelerating scientists' next breakthrough.</p> <p>Abcam is leading the way with our range of recombinant antibodies, knockout-validated antibodies and knockout cell lines, all of which support improved reproducibility.</p> <p>We are also planning to innovate the way in which we present recommended applications and species on our product datasheets, so that only applications & species that have been tested in our own labs, our suppliers or by selected trusted collaborators are covered by our Abpromise™ guarantee.</p> <p>In preparation for this, we have started to update the applications & species that this product is Abpromise guaranteed for.</p> <p>We are also updating the applications & species that this product has been “predicted to work with,” however this information is not covered by our Abpromise guarantee.</p> <p>Applications & species from publications and Abreviews that have not been tested in our own labs or in those of our suppliers are not covered by the Abpromise guarantee.</p>

Please check that this product meets your needs before purchasing. If you have any questions, special requirements or concerns, please send us an inquiry and/or contact our Support team ahead of purchase. Recommended alternatives for this product can be found below, as well as customer reviews and Q&As.


Properties

Form	Liquid
Storage instructions	Shipped at 4°C. Store at +4°C short term (1-2 weeks). Upon delivery aliquot. Store at -20°C long term. Avoid freeze / thaw cycle.
Storage buffer	pH: 7.30 Preservative: 0.02% Sodium azide Constituents: 49% PBS, 50% Glycerol
Purity	Protein A purified
Clonality	Polyclonal
Isotype	IgG

Applications

Our [Abpromise guarantee](#) covers the use of **ab175380** in the following tested applications.

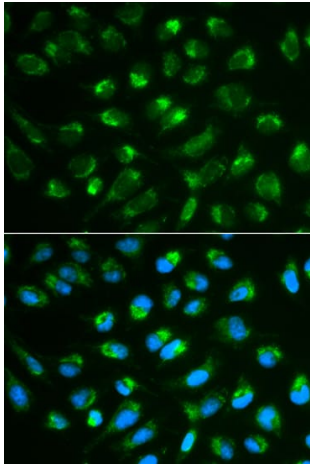
The application notes include recommended starting dilutions; optimal dilutions/concentrations should be determined by the end user.

Application	Abreviews	Notes
ICC/IF		Use at an assay dependent concentration.
WB		1/500 - 1/2000. Predicted molecular weight: 20 kDa.

Target

Function	Hematopoietic growth factor capable of stimulating the proliferation of lymphoid progenitors. It is important for proliferation during certain stages of B-cell maturation.
Sequence similarities	Belongs to the IL-7/IL-9 family.
Cellular localization	Secreted.

Images



Immunocytochemistry/Immunofluorescence analysis of MCF7 cells using ab175380. Blue DAPI for nuclear staining.

Immunocytochemistry/ Immunofluorescence - Anti-IL-7 antibody (ab175380)



Anti-IL-7 antibody (ab175380) at 1/500 dilution + HepG2 cell extract

Predicted band size: 20 kDa

Western blot - Anti-IL-7 antibody (ab175380)

Please note: All products are "FOR RESEARCH USE ONLY. NOT FOR USE IN DIAGNOSTIC PROCEDURES"

Our Abpromise to you: Quality guaranteed and expert technical support

- Replacement or refund for products not performing as stated on the datasheet
- Valid for 12 months from date of delivery
- Response to your inquiry within 24 hours
- We provide support in Chinese, English, French, German, Japanese and Spanish
- Extensive multi-media technical resources to help you
- We investigate all quality concerns to ensure our products perform to the highest standards

If the product does not perform as described on this datasheet, we will offer a refund or replacement. For full details of the Abpromise, please visit <https://www.abcam.com/abpromise> or contact our technical team.

Terms and conditions

- Guarantee only valid for products bought direct from Abcam or one of our authorized distributors