




Product datasheet

Anti-IMP4 antibody ab222188

1 Image

Overview

Product name	Anti-IMP4 antibody
Description	Rabbit polyclonal to IMP4
Host species	Rabbit
Tested applications	Suitable for: ICC/IF
Species reactivity	Reacts with: Human Predicted to work with: Mouse, Rat, Cow, Orangutan 
Immunogen	Recombinant fragment corresponding to Human IMP4 aa 39-103. Sequence: NRLIPTELRREALALQGSLEFDDAGGEGVTSHVDDEY RWAGVEDPKVMIT TSRDPSSRLKMFKE Database link: Q96G21  Run BLAST with  Run BLAST with
Positive control	ICC/IF: MCF7 cells.

Properties

Form	Liquid
Storage instructions	Shipped at 4°C. Store at +4°C short term (1-2 weeks). Upon delivery aliquot. Store at -20°C long term. Avoid freeze / thaw cycle.
Storage buffer	pH: 7.20 Preservative: 0.02% Sodium azide Constituents: 40% Glycerol, PBS
Purity	Immunogen affinity purified
Clonality	Polyclonal
Isotype	IgG

Applications

Our [Abpromise guarantee](#) covers the use of **ab222188** in the following tested applications.

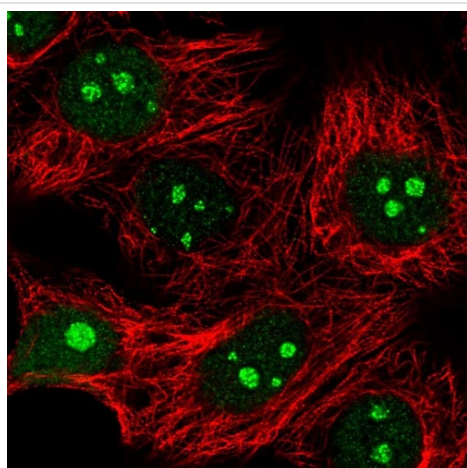
The application notes include recommended starting dilutions; optimal dilutions/concentrations should be determined by the end user.

Application	Abreviews	Notes
ICC/IF		Use a concentration of 1 - 4 µg/ml. Fixation/Permeabilization: PFA/Triton X-100.

Target

Function	Component of the 60-80S U3 small nucleolar ribonucleoprotein (U3 snoRNP). Required for the early cleavages during pre-18S ribosomal RNA processing.
Sequence similarities	Contains 1 Brix domain.
Cellular localization	Nucleus > nucleolus.

Images



PFA-fixed, Triton X-100 permeabilized MCF7 (human breast adenocarcinoma cell line) cells stained for IMP4 (green) using ab222188 at 4 µg/ml in ICC/IF.

Immunocytochemistry/ Immunofluorescence - Anti-IMP4 antibody (ab222188)

Please note: All products are "FOR RESEARCH USE ONLY. NOT FOR USE IN DIAGNOSTIC PROCEDURES"

Our Abpromise to you: Quality guaranteed and expert technical support

- Replacement or refund for products not performing as stated on the datasheet
- Valid for 12 months from date of delivery
- Response to your inquiry within 24 hours
- We provide support in Chinese, English, French, German, Japanese and Spanish
- Extensive multi-media technical resources to help you
- We investigate all quality concerns to ensure our products perform to the highest standards

If the product does not perform as described on this datasheet, we will offer a refund or replacement. For full details of the Abpromise,

please visit <https://www.abcam.com/abpromise> or contact our technical team.

Terms and conditions

- Guarantee only valid for products bought direct from Abcam or one of our authorized distributors