

Product datasheet

Anti-INPP1 antibody ab97912

[4 Images](#)

Overview

Product name	Anti-INPP1 antibody
Description	Rabbit polyclonal to INPP1
Host species	Rabbit
Tested applications	Suitable for: WB, IHC-P, ICC/IF
Species reactivity	Reacts with: Human
Immunogen	Recombinant fragment, corresponding to a sequence within amino acids 3-239 of Human INPP1 (NP_002185).
Positive control	293T, H1299, HeLa and Raji whole cell lysates; Huh7 and Human Thyroid gland tumor tissues.
General notes	<p>Reproducibility is key to advancing scientific discovery and accelerating scientists' next breakthrough.</p> <p>Abcam is leading the way with our range of recombinant antibodies, knockout-validated antibodies and knockout cell lines, all of which support improved reproducibility.</p> <p>We are also planning to innovate the way in which we present recommended applications and species on our product datasheets, so that only applications & species that have been tested in our own labs, our suppliers or by selected trusted collaborators are covered by our Abpromise™ guarantee.</p> <p>In preparation for this, we have started to update the applications & species that this product is Abpromise guaranteed for.</p> <p>We are also updating the applications & species that this product has been “predicted to work with,” however this information is not covered by our Abpromise guarantee.</p> <p>Applications & species from publications and Abreviews that have not been tested in our own labs or in those of our suppliers are not covered by the Abpromise guarantee.</p> <p>Please check that this product meets your needs before purchasing. If you have any questions, special requirements or concerns, please send us an inquiry and/or contact our Support team ahead of purchase. Recommended alternatives for this product can be found below, as well as customer reviews and Q&As.</p>

Properties

Form	Liquid
Storage instructions	Shipped at 4°C. Upon delivery aliquot. Store at -20°C or -80°C. Avoid freeze / thaw cycle.

Storage buffer	pH: 7.00 Preservative: 0.01% Thimerosal (merthiolate) Constituents: 1.21% Tris, 0.75% Glycine, 10% Glycerol (glycerin, glycerine)
Purity	Immunogen affinity purified
Clonality	Polyclonal
Isotype	IgG

Applications

Our [Abpromise guarantee](#) covers the use of **ab97912** in the following tested applications.

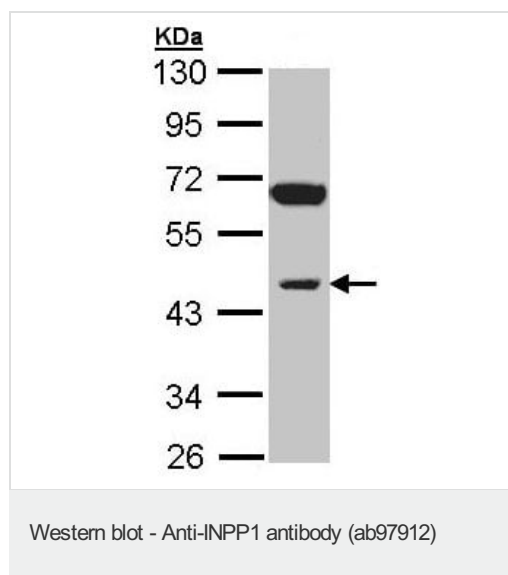
The application notes include recommended starting dilutions; optimal dilutions/concentrations should be determined by the end user.

Application	Abreviews	Notes
WB		1/500 - 1/3000. Predicted molecular weight: 44 kDa.
IHC-P		1/100 - 1/250.
ICC/IF		1/100 - 1/200.

Target

Tissue specificity	Ubiquitously expressed, with highest levels in pancreas and kidney.
Pathway	Signal transduction; phosphatidylinositol signaling pathway.
Sequence similarities	Belongs to the inositol monophosphatase family.

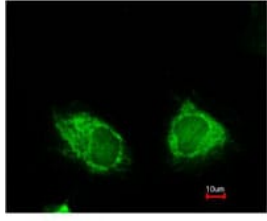
Images



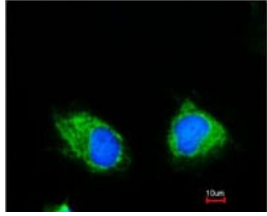
Anti-INPP1 antibody (ab97912) at 1/1000 dilution + Raji whole cell lysate at 30 µg

Predicted band size: 44 kDa

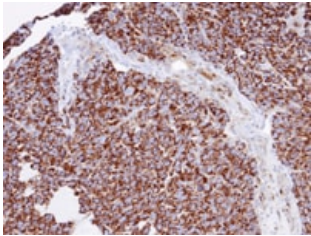
10% SDS-PAGE.



ab97912 at 1/200 dilution staining INPP1 in HeLa cells by Immunofluorescence, Paraformaldehyde fixed. Lower image is merged with DNA probe.

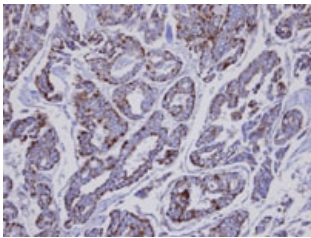


Immunocytochemistry/ Immunofluorescence - Anti-INPP1 antibody (ab97912)



ab97912 at 1/100 dilution staining INPP1 in Huh7 by Immunohistochemistry, Paraffin-embedded tissue.

Immunohistochemistry (Formalin/PFA-fixed paraffin-embedded sections) - Anti-INPP1 antibody (ab97912)



ab97912 at 1/100 dilution staining INPP1 in Human Thyroid gland tumor by Immunohistochemistry, Paraffin-embedded tissue.

Immunohistochemistry (Formalin/PFA-fixed paraffin-embedded sections) - Anti-INPP1 antibody (ab97912)

Please note: All products are "FOR RESEARCH USE ONLY. NOT FOR USE IN DIAGNOSTIC PROCEDURES"

Our Abpromise to you: Quality guaranteed and expert technical support

- Replacement or refund for products not performing as stated on the datasheet
- Valid for 12 months from date of delivery

- Response to your inquiry within 24 hours
- We provide support in Chinese, English, French, German, Japanese and Spanish
- Extensive multi-media technical resources to help you
- We investigate all quality concerns to ensure our products perform to the highest standards

If the product does not perform as described on this datasheet, we will offer a refund or replacement. For full details of the Abpromise, please visit <https://www.abcam.com/abpromise> or contact our technical team.

Terms and conditions

- Guarantee only valid for products bought direct from Abcam or one of our authorized distributors