


Product datasheet

Anti-INPP5A antibody ab118418

2 Images

Overview

---

<b>Product name</b>	Anti-INPP5A antibody
<b>Description</b>	Rabbit polyclonal to INPP5A
<b>Host species</b>	Rabbit
<b>Tested applications</b>	<b>Suitable for:</b> WB, IHC-P
<b>Species reactivity</b>	<b>Reacts with:</b> Human <b>Predicted to work with:</b> Mouse, Rat 
<b>Immunogen</b>	Recombinant fragment, corresponding to amino acids 128-330 of Human INPP5A (BC096280).
<b>Positive control</b>	Human fetal brain, heart, lung, and colon lysates; Human fetal spleen tissue.
<b>General notes</b>	<p>Reproducibility is key to advancing scientific discovery and accelerating scientists' next breakthrough.</p> <p>Abcam is leading the way with our range of recombinant antibodies, knockout-validated antibodies and knockout cell lines, all of which support improved reproducibility.</p> <p>We are also planning to innovate the way in which we present recommended applications and species on our product datasheets, so that only applications &amp; species that have been tested in our own labs, our suppliers or by selected trusted collaborators are covered by our Abpromise™ guarantee.</p> <p>In preparation for this, we have started to update the applications &amp; species that this product is Abpromise guaranteed for.</p> <p>We are also updating the applications &amp; species that this product has been “predicted to work with,” however this information is not covered by our Abpromise guarantee.</p> <p>Applications &amp; species from publications and Abreviews that have not been tested in our own labs or in those of our suppliers are not covered by the Abpromise guarantee.</p> <p>Please check that this product meets your needs before purchasing. If you have any questions, special requirements or concerns, please send us an inquiry and/or contact our Support team ahead of purchase. Recommended alternatives for this product can be found below, as well as customer reviews and Q&amp;As.</p>

Properties

---

<b>Form</b>	Lyophilized:Reconstitute in 200ul sterile H2O.
-------------	--

<b>Storage instructions</b>	Shipped at 4°C. Upon delivery aliquot and store at -20°C. Avoid repeated freeze / thaw cycles.
<b>Storage buffer</b>	pH: 7.20 Preservative: 0.02% Sodium azide Constituent: 1% BSA
<b>Purity</b>	Immunogen affinity purified
<b>Purification notes</b>	ab118418 is purified by a protein affinity column.
<b>Clonality</b>	Polyclonal
<b>Isotype</b>	IgG

## Applications

Our [Abpromise guarantee](#) covers the use of **ab118418** in the following tested applications.

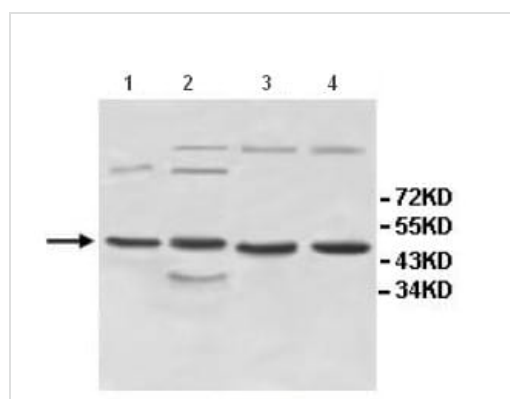
The application notes include recommended starting dilutions; optimal dilutions/concentrations should be determined by the end user.

Application	Abreviews	Notes
WB		1/500 - 1/1000. Detects a band of approximately 48 kDa (predicted molecular weight: 48 kDa).
IHC-P		1/100 - 1/500.

## Target

<b>Function</b>	Major isoenzyme hydrolyzing the calcium-mobilizing second messenger Ins(1,4,5)P <sub>3</sub> , this is a signal-terminating reaction.
<b>Tissue specificity</b>	Brain; high level in Purkinje cells.
<b>Sequence similarities</b>	Belongs to the inositol-1,4,5-trisphosphate 5-phosphatase type I family.
<b>Cellular localization</b>	Membrane.

## Images



**All lanes :** Anti-INPP5A antibody (ab118418) at 1/500 dilution

**Lane 1 :** Human fetal brain lysate

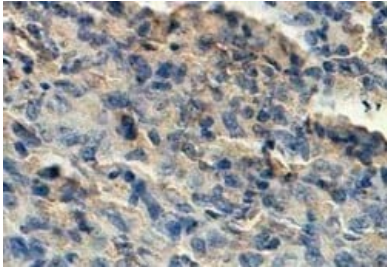
**Lane 2 :** Human fetal heart lysate

**Lane 3 :** Human fetal lung lysate

**Lane 4 :** Human fetal colon lysate

**Predicted band size:** 48 kDa

Western blot - Anti-INPP5A antibody (ab118418)



ab118418, at 1/100 dilution, staining INPPA5 in paraffin-embedded Human fetal spleen tissue by Immunohistochemistry.

Immunohistochemistry (Formalin/PFA-fixed paraffin-embedded sections) - Anti-INPP5A antibody (ab118418)

**Please note:** All products are "FOR RESEARCH USE ONLY. NOT FOR USE IN DIAGNOSTIC PROCEDURES"

### **Our Abpromise to you: Quality guaranteed and expert technical support**

---

- Replacement or refund for products not performing as stated on the datasheet
- Valid for 12 months from date of delivery
- Response to your inquiry within 24 hours
- We provide support in Chinese, English, French, German, Japanese and Spanish
- Extensive multi-media technical resources to help you
- We investigate all quality concerns to ensure our products perform to the highest standards

If the product does not perform as described on this datasheet, we will offer a refund or replacement. For full details of the Abpromise, please visit <https://www.abcam.com/abpromise> or contact our technical team.

### **Terms and conditions**

---

- Guarantee only valid for products bought direct from Abcam or one of our authorized distributors