




Product datasheet

Anti-Interferon gamma antibody [4S.B3] (Phycoerythrin) ab178447

2 Images

Overview

<b>Product name</b>	Anti-Interferon gamma antibody [4S.B3] (Phycoerythrin)
<b>Description</b>	Mouse monoclonal [4S.B3] to Interferon gamma (Phycoerythrin)
<b>Host species</b>	Mouse
<b>Conjugation</b>	Phycoerythrin. Ex: 488nm, Em: 575nm
<b>Specificity</b>	Binds both glycosylated and non-glycosylated protein.
<b>Tested applications</b>	<b>Suitable for:</b> Flow Cyt
<b>Species reactivity</b>	<b>Reacts with:</b> Human <b>Predicted to work with:</b> Non human primates 
<b>Immunogen</b>	Full length native protein (purified) corresponding to Human Interferon gamma aa 1-166. Interferon gamma derived from Human leukocytes. Sequence: MKYTSYILAF QLCMLGSLG CYCQDPYWKE AENLKKYFNA GHSDVADNGT LFLGILKNWK EESDRKIMQS QVSYFYKLF KNFKDDQSIQ KSVETIKEDM NVKFFNSNKK KRDDFEKLTN YSVTDLNVQR KAIHELIQVM AELSPAAGTG KRKRSQMLFR GRRASQ  Database link: <a href="#">P01579</a>   <a href="#">Run BLAST with</a>  <a href="#">Run BLAST with</a>

Properties

<b>Form</b>	Liquid
<b>Storage instructions</b>	Shipped at 4°C. Store at +4°C. Do Not Freeze. Store In the Dark.
<b>Storage buffer</b>	Preservative: 0.1% Sodium azide Constituents: 0.2% BSA, 99% PBS  BSA is high-grade and protease free.
<b>Purity</b>	Size exclusion

<b>Clonality</b>	Monoclonal
<b>Clone number</b>	4S.B3
<b>Isotype</b>	IgG1

## Applications

Our [Abpromise guarantee](#) covers the use of **ab178447** in the following tested applications.

The application notes include recommended starting dilutions; optimal dilutions/concentrations should be determined by the end user.

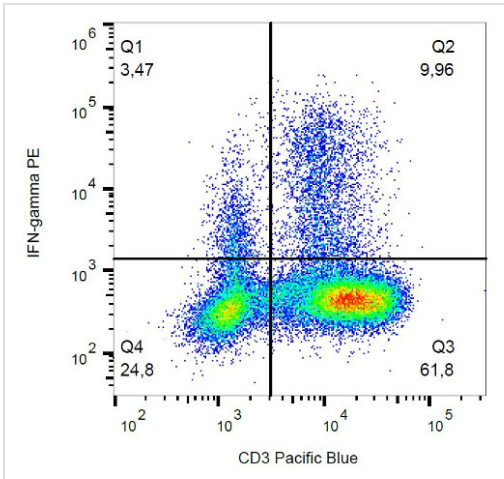
Application	Abreviews	Notes
Flow Cyt		Use 10µl for 10 <sup>6</sup> cells. or 100 µl of whole blood.

[ab91357](#) - Mouse monoclonal IgG1, is suitable for use as an isotype control with this antibody.

## Target

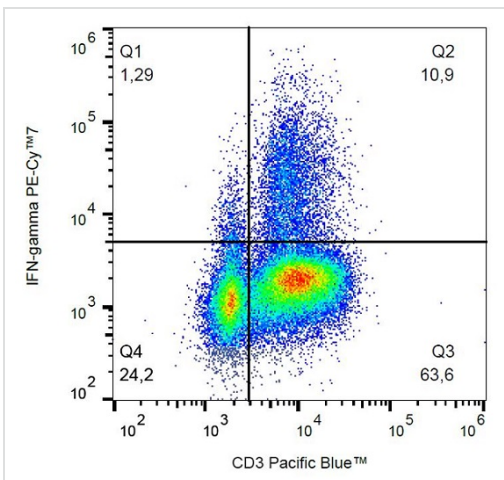
<b>Function</b>	Produced by lymphocytes activated by specific antigens or mitogens. IFN-gamma, in addition to having antiviral activity, has important immunoregulatory functions. It is a potent activator of macrophages, it has antiproliferative effects on transformed cells and it can potentiate the antiviral and antitumor effects of the type I interferons.
<b>Tissue specificity</b>	Released primarily from activated T lymphocytes.
<b>Involvement in disease</b>	In Caucasians, genetic variation in IFNG is associated with the risk of aplastic anemia (AA) [MIM:609135]. AA is a rare disease in which the reduction of the circulating blood cells results from damage to the stem cell pool in bone marrow. In most patients, the stem cell lesion is caused by an autoimmune attack. T-lymphocytes, activated by an endogenous or exogenous, and most often unknown antigenic stimulus, secrete cytokines, including IFN-gamma, which would in turn be able to suppress hematopoiesis.
<b>Sequence similarities</b>	Belongs to the type II (or gamma) interferon family.
<b>Post-translational modifications</b>	Proteolytic processing produces C-terminal heterogeneity, with proteins ending alternatively at Gly-150, Met-157 or Gly-161.
<b>Cellular localization</b>	Secreted.

## Images



Flow Cytometry analysis of PHA-activated human peripheral blood cells labeling Interferon gamma with Anti-Interferon gamma antibody [4S.B3] (Phycoerythrin) (ab178447).

Flow Cytometry - Anti-Interferon gamma antibody [4S.B3] (Phycoerythrin) (ab178447)



Intracellular flow cytometry analysis of Interferon gamma expression in PHA-activated human PBMC with Anti-Interferon gamma antibody [4S.B3] (Phycoerythrin) (ab178447).

Flow Cytometry - Anti-Interferon gamma antibody [4S.B3] (Phycoerythrin) (ab178447)

**Please note:** All products are "FOR RESEARCH USE ONLY. NOT FOR USE IN DIAGNOSTIC PROCEDURES"

### Our Abpromise to you: Quality guaranteed and expert technical support

- Replacement or refund for products not performing as stated on the datasheet
- Valid for 12 months from date of delivery
- Response to your inquiry within 24 hours
- We provide support in Chinese, English, French, German, Japanese and Spanish
- Extensive multi-media technical resources to help you
- We investigate all quality concerns to ensure our products perform to the highest standards

If the product does not perform as described on this datasheet, we will offer a refund or replacement. For full details of the Abpromise, please visit <https://www.abcam.com/abpromise> or contact our technical team.

## Terms and conditions

---

- Guarantee only valid for products bought direct from Abcam or one of our authorized distributors