


Product datasheet

Anti-ITGB6 antibody ab197672

2 Images

Overview

Product name	Anti-ITGB6 antibody
Description	Rabbit polyclonal to ITGB6
Host species	Rabbit
Tested applications	Suitable for: IHC-P
Species reactivity	Reacts with: Human Predicted to work with: Mouse, Rat 
Immunogen	Fusion protein corresponding to Human ITGB6 (internal sequence). (BC121178). Database link: P18564
Positive control	Human colon cancer and lung cancer tissues.

Properties

Form	Liquid
Storage instructions	Shipped at 4°C. Store at +4°C short term (1-2 weeks). Upon delivery aliquot. Store at -20°C long term. Avoid freeze / thaw cycle.
Storage buffer	pH: 7.3 Preservative: 0.05% Sodium azide Constituents: 50% Glycerol, 49% PBS
Purity	Immunogen affinity purified
Clonality	Polyclonal
Isotype	IgG

Applications

Our [Abpromise guarantee](#) covers the use of **ab197672** in the following tested applications.

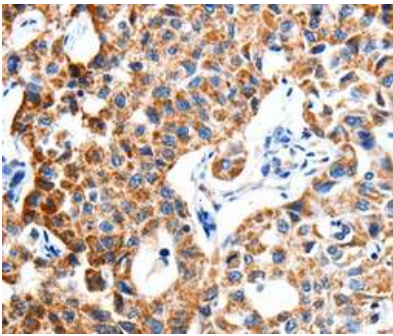
The application notes include recommended starting dilutions; optimal dilutions/concentrations should be determined by the end user.

Application	Abreviews	Notes
IHC-P		1/10 - 1/100. Perform heat mediated antigen retrieval with citrate buffer pH 6 before commencing with IHC staining protocol.

Target

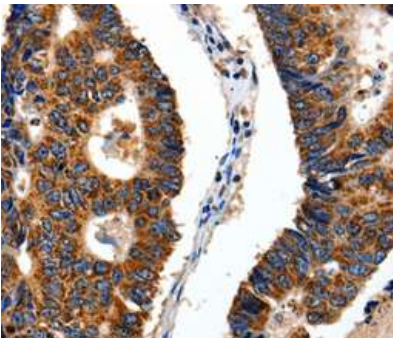
Function	Integrin alpha-V/beta-6 is a receptor for fibronectin and cytotactin. It recognizes the sequence R-G-D in its ligands. Internalisation of integrin alpha-V/beta-6 via clathrin-mediated endocytosis promotes carcinoma cell invasion.
Sequence similarities	Belongs to the integrin beta chain family. Contains 1 VWFA domain.
Cellular localization	Membrane.

Images



Immunohistochemical analysis of paraffin-embedded Human lung cancer tissue labeling ITGB6 with ab197672 at 1/10 dilution.

Immunohistochemistry (Formalin/PFA-fixed paraffin-embedded sections) - Anti-ITGB6 antibody (ab197672)



Immunohistochemical analysis of paraffin-embedded Human colon cancer tissue labeling ITGB6 with ab197672 at 1/10 dilution.

Immunohistochemistry (Formalin/PFA-fixed paraffin-embedded sections) - Anti-ITGB6 antibody (ab197672)

Please note: All products are "FOR RESEARCH USE ONLY. NOT FOR USE IN DIAGNOSTIC PROCEDURES"

Our Abpromise to you: Quality guaranteed and expert technical support

- Replacement or refund for products not performing as stated on the datasheet

- Valid for 12 months from date of delivery
- Response to your inquiry within 24 hours

- We provide support in Chinese, English, French, German, Japanese and Spanish
- Extensive multi-media technical resources to help you
- We investigate all quality concerns to ensure our products perform to the highest standards

If the product does not perform as described on this datasheet, we will offer a refund or replacement. For full details of the Abpromise, please visit <https://www.abcam.com/abpromise> or contact our technical team.

Terms and conditions

- Guarantee only valid for products bought direct from Abcam or one of our authorized distributors