




Product datasheet

Anti-KIST/KIS antibody ab237501

2 Images

Overview

Product name	Anti-KIST/KIS antibody
Description	Rabbit polyclonal to KIST/KIS
Host species	Rabbit
Tested applications	Suitable for: ICC/IF, IHC-P
Species reactivity	Reacts with: Human Predicted to work with: Mouse, Rat, Orangutan 
Immunogen	Recombinant fragment corresponding to Human KIST/KIS aa 183-385. Sequence: KEGNQDVKYIQT DGYRAPEAELQNCLAQAGLQSDTECTS AVDLWSLG IIL LEMFGM K LKHTVRSQEWKANSSA I IDHIFASKAVVNA AIP AYHLRDLIK SMLHDDPSRRIPAEMALCSPFFSIPFAPHIEDLVMLPTPVL RLLNVLD DDD YLENEEEYEDVVEDVKEECQKYGPVV SLLVPKENPGRGQ VFVEYANAGDS KAA Database link: Q8TAS1  Run BLAST with  Run BLAST with
Positive control	IHC-P: Human prostate tissue. ICC/IF: PC-3 cells.
General notes	This product was previously labelled as KIST

Reproducibility is key to advancing scientific discovery and accelerating scientists' next breakthrough.

Abcam is leading the way with our range of recombinant antibodies, knockout-validated antibodies and knockout cell lines, all of which support improved reproducibility.

We are also planning to innovate the way in which we present recommended applications and species on our product datasheets, so that only applications & species that have been tested in our own labs, our suppliers or by selected trusted collaborators are covered by our Abpromise™ guarantee.

In preparation for this, we have started to update the applications & species that this product is Abpromise guaranteed for.

We are also updating the applications & species that this product has been “predicted to work with,” however this information is not covered by our Abpromise guarantee.

Applications & species from publications and Abreviews that have not been tested in our own labs or in those of our suppliers are not covered by the Abpromise guarantee.

Please check that this product meets your needs before purchasing. If you have any questions, special requirements or concerns, please send us an inquiry and/or contact our Support team ahead of purchase. Recommended alternatives for this product can be found below, as well as customer reviews and Q&As.

Properties

Form	Liquid
Storage instructions	Shipped at 4°C. Store at +4°C short term (1-2 weeks). Upon delivery aliquot. Store at -20°C long term. Avoid freeze / thaw cycle.
Storage buffer	pH: 7.40 Constituents: 50% Glycerol (glycerin, glycerine), PBS, 0.03% Proclin 300
Purity	Protein G purified
Purification notes	Purity greater than 95%.
Clonality	Polyclonal
Isotype	IgG

Applications

Our [Abpromise guarantee](#) covers the use of **ab237501** in the following tested applications.

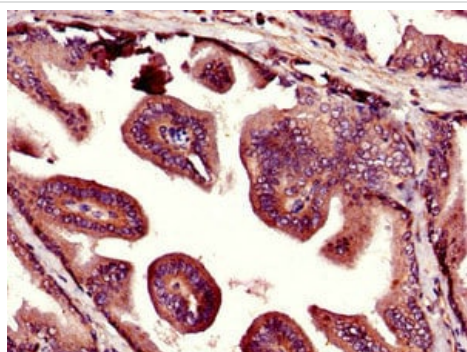
The application notes include recommended starting dilutions; optimal dilutions/concentrations should be determined by the end user.

Application	Abreviews	Notes
ICC/IF		1/50 - 1/200.
IHC-P		1/20 - 1/200.

Target

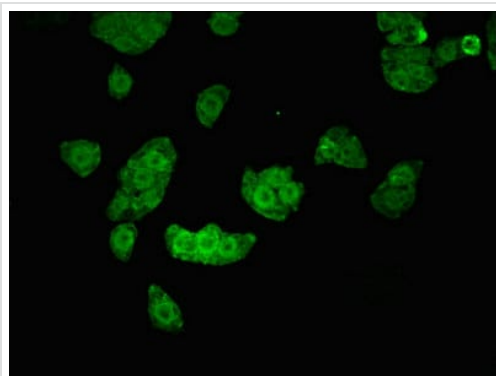
Function	Upon serum stimulation, phosphorylates CDKN1B/p27Kip1, thus controlling CDKN1B subcellular location and cell cycle progression in G1 phase. May be involved in trafficking and/or processing of RNA.
Tissue specificity	Widely expressed, with highest levels in skeletal muscle, kidney, placenta and peripheral blood leukocytes.
Sequence similarities	Belongs to the protein kinase superfamily. Ser/Thr protein kinase family. Contains 1 protein kinase domain. Contains 1 RRM (RNA recognition motif) domain.
Cellular localization	Nucleus. Mostly nuclear.

Images



Immunohistochemistry (Formalin/PFA-fixed paraffin-embedded sections) - Anti-KIST/KIS antibody (ab237501)

Paraffin-embedded human prostate tissue stained for KIST/KIS using ab237501 at 1/100 dilution in immunohistochemical analysis.



Immunocytochemistry/ Immunofluorescence - Anti-KIST/KIS antibody (ab237501)

PC-3 (human prostate adenocarcinoma cell line) cells stained for KIST/KIS (green) using ab237501 at 1/100 dilution in ICC/IF, followed by Alexa Fluor 488[®] conjugated Goat Anti-Rabbit IgG (H+L).

Please note: All products are "FOR RESEARCH USE ONLY. NOT FOR USE IN DIAGNOSTIC PROCEDURES"

Our Abpromise to you: Quality guaranteed and expert technical support

- Replacement or refund for products not performing as stated on the datasheet
- Valid for 12 months from date of delivery
- Response to your inquiry within 24 hours
- We provide support in Chinese, English, French, German, Japanese and Spanish
- Extensive multi-media technical resources to help you
- We investigate all quality concerns to ensure our products perform to the highest standards

If the product does not perform as described on this datasheet, we will offer a refund or replacement. For full details of the Abpromise, please visit <https://www.abcam.com/abpromise> or contact our technical team.

Terms and conditions

- Guarantee only valid for products bought direct from Abcam or one of our authorized distributors