

Product datasheet

Lysozyme Activity Assay Kit (Fluorometric) ab211113

3 Images

Overview

Product name	Lysozyme Activity Assay Kit (Fluorometric)
Detection method	Fluorescent
Sample type	Saliva, Serum, Cell culture extracts, Cell Lysate, Tissue Homogenate, Purified protein, Tissue Lysate
Assay type	Enzyme activity (quantitative)
Sensitivity	0.002 U/ml
Product overview	Lysozyme Activity Assay Kit (ab211113) provides a convenient method for quantifying Lysozyme activity in mammalian cell or tissue lysates, biological fluids such as tears or saliva. This product can also be used to measure lysozyme activity in yeast and bacteria. The assay is based on the ability of lysozyme to cleave a synthetic substrate and release a free fluorophore which can be easily quantified at Ex/Em= 360/445 nm in a fluorescent microplate reader.

This kit provides a simple, ultra-sensitive assay that can detect as low as 2 µU/mL of Lysozyme activity.

Notes Lysozyme (EC 3.2.1.17), also known as muramidase or N-acetylmuramide glycanhydrolase, is a hydrolase acting on glycosidic bonds. It hydrolyzes the β-(1-4)-glucosidic linkage between N-acetyl-muraminic acid and N-acetyl-D-glucosamine residues present in the mucopolysaccharide cell wall. Lysozyme is ubiquitously found in a wide range of biological fluids such as tears, saliva and tissues. It exhibits antibacterial, antitumor and immune modulatory activities. Elevated concentrations of lysozyme in urine and serum have been reported in patients suffering leukemia, tuberculosis, megaloblastic anemias, acute bacterial infections, ulcerative colitis, severe renal insufficiency, pyelonephritis and nephritis.

Platform Microplate reader

Properties

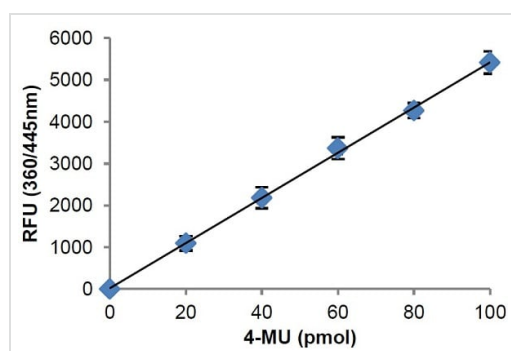
Storage instructions Store at -20°C. Please refer to protocols.

Components	100 tests
Lysozyme Assay Buffer	1 x 25ml

Components	100 tests
Lysozyme Stop Buffer	1 x 25ml
Lysozyme Substrate (in DMSO)	1 x 65µl
Lysozyme Positive Control (200 U)	1 vial
4-Methylumbelliferone Standard (5 mM)	1 x 35µl

Function	Lysozymes have primarily a bacteriolytic function; those in tissues and body fluids are associated with the monocyte-macrophage system and enhance the activity of immunoagents.
Involvement in disease	Amyloidosis 8
Sequence similarities	Belongs to the glycosyl hydrolase 22 family.
Cellular localization	Secreted.

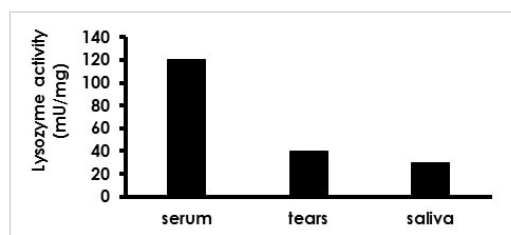
Images



Typical 4-Methylumbelliferone (4-MU) Standard Curve.

Lysozyme Activity Assay Kit (Fluorometric)

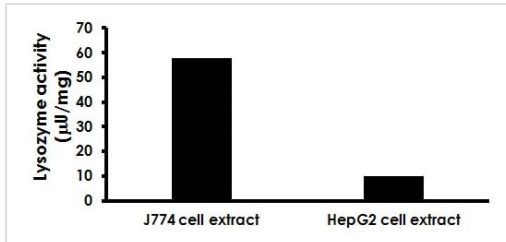
(ab211113)



Measurement of Lysozyme activity in human fluids. Assays were performed following kit protocols.

Lysozyme Activity Assay Kit (Fluorometric)

(ab211113)



Measurement of Lysozyme activity in human cultured cell lysates.
Assays were performed following kit protocols.

Lysozyme Activity Assay Kit (Fluorometric)
(ab211113)

Please note: All products are "FOR RESEARCH USE ONLY. NOT FOR USE IN DIAGNOSTIC PROCEDURES"

Our Abpromise to you: Quality guaranteed and expert technical support

- Replacement or refund for products not performing as stated on the datasheet
- Valid for 12 months from date of delivery
- Response to your inquiry within 24 hours
- We provide support in Chinese, English, French, German, Japanese and Spanish
- Extensive multi-media technical resources to help you
- We investigate all quality concerns to ensure our products perform to the highest standards

If the product does not perform as described on this datasheet, we will offer a refund or replacement. For full details of the Abpromise, please visit <https://www.abcam.com/abpromise> or contact our technical team.

Terms and conditions

- Guarantee only valid for products bought direct from Abcam or one of our authorized distributors