



Product datasheet

Anti-MAL antibody ab167374

1 Image

Overview

|                            |   |
|----------------------------|---|
| <b>Product name</b>        | Anti-MAL antibody   |
| <b>Description</b>         | Mouse polyclonal to MAL   |
| <b>Host species</b>        | Mouse   |
| <b>Tested applications</b> | <b>Suitable for:</b> WB   |
| <b>Species reactivity</b>  | <b>Reacts with:</b> Recombinant fragment  |
| <b>Immunogen</b>           | <p>Recombinant full length protein corresponding to Human MAL aa 1-153.<br/>Sequence:</p> <p>MAPAAATGGSTLPSGFSVFTLLPDLLFIFEFIGGLVWILVA<br/>SSLVPWPL<br/>VQGWMFVSVFCFVATTTLLIILYIGAHHGETSWVTLDAAAYH<br/>CTAALFYL<br/>SASVLEALATITMQDGFTYRHYHENIAAVVFSYATLLYVVH<br/>AVFSLIRW KSS</p> <p style="text-align: right;"> <a href="#">Run BLAST with</a>       <a href="#">Run BLAST with</a></p>   |
| <b>Positive control</b>    | MAL transfected 293T cell lysate  |
| <b>General notes</b>       | <p>The Life Science industry has been in the grips of a reproducibility crisis for a number of years. Abcam is leading the way in addressing this with our range of recombinant monoclonal antibodies and knockout edited cell lines for gold-standard validation. Please check that this product meets your needs before purchasing.</p> <p>If you have any questions, special requirements or concerns, please send us an inquiry and/or contact our Support team ahead of purchase. Recommended alternatives for this product can be found below, along with publications, customer reviews and Q&amp;As</p> |

Properties

|                             |  |
|-----------------------------|--|
| <b>Form</b>                 | Liquid   |
| <b>Storage instructions</b> | Shipped at 4°C. Store at +4°C short term (1-2 weeks). Upon delivery aliquot. Store at -20°C long term. |
| <b>Storage buffer</b>       | pH: 7.4<br>Constituent: 100% PBS   |
| <b>Purity</b>               | Protein A purified   |

|                  |            |
|------------------|------------|
| <b>Clonality</b> | Polyclonal |
| <b>Isotype</b>   | IgG        |

## Applications

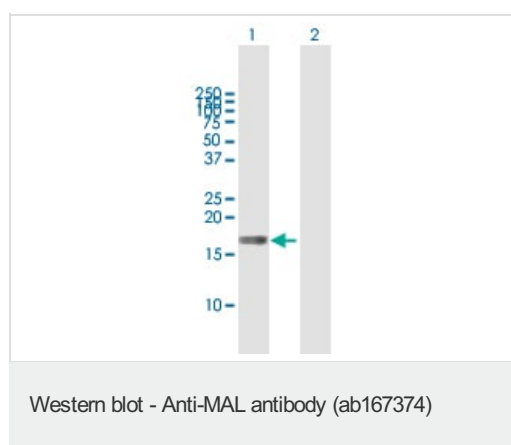
**The Abpromise guarantee** Our [Abpromise guarantee](#) covers the use of ab167374 in the following tested applications. The application notes include recommended starting dilutions; optimal dilutions/concentrations should be determined by the end user.

| Application | Abreviews | Notes  |
|-------------|-----------|--|
| <b>WB</b>   |           | Use a concentration of 1 µg/ml. Predicted molecular weight: 17 kDa. This antibody has only been tested in WB against the recombinant fragment used as immunogen. We have no data on the detection of endogenous protein. |

## Target

|   |   |
|---|---|
| <b>Function</b>                         | Could be an important component in vesicular trafficking cycling between the Golgi complex and the apical plasma membrane. Could be involved in myelin biogenesis and/or myelin function. |
| <b>Sequence similarities</b>            | Belongs to the MAL family.<br>Contains 1 MARVEL domain.   |
| <b>Developmental stage</b>              | Expressed in the intermediate and late stages of T-cell differentiation.  |
| <b>Post-translational modifications</b> | Lipoprotein.  |
| <b>Cellular localization</b>            | Membrane.   |

## Images



**All lanes** : Anti-MAL antibody (ab167374) at 1 µg/ml

**Lane 1** : MAL transfected 293T cell lysate

**Lane 2** : Non-transfected 293T cell lysate

Lysates/proteins at 15 µl per lane.

### Secondary

**All lanes** : Goat Anti-Mouse IgG (H&L)-HRP at 1/2500 dilution

Developed using the ECL technique.

**Predicted band size:** 17 kDa

**Please note:** All products are "FOR RESEARCH USE ONLY. NOT FOR USE IN DIAGNOSTIC PROCEDURES"

### **Our Abpromise to you: Quality guaranteed and expert technical support**

---

- Replacement or refund for products not performing as stated on the datasheet
- Valid for 12 months from date of delivery
- Response to your inquiry within 24 hours
  
- We provide support in Chinese, English, French, German, Japanese and Spanish
- Extensive multi-media technical resources to help you
- We investigate all quality concerns to ensure our products perform to the highest standards

If the product does not perform as described on this datasheet, we will offer a refund or replacement. For full details of the Abpromise, please visit <https://www.abcam.com/abpromise> or contact our technical team.

### **Terms and conditions**

---

- Guarantee only valid for products bought direct from Abcam or one of our authorized distributors