



Product datasheet

Anti-MANBAL antibody ab239149

2 Images

Overview

<b>Product name</b>	Anti-MANBAL antibody
<b>Description</b>	Rabbit polyclonal to MANBAL
<b>Host species</b>	Rabbit
<b>Tested applications</b>	<b>Suitable for:</b> IHC-P, ICC/IF
<b>Species reactivity</b>	<b>Reacts with:</b> Human
<b>Immunogen</b>	Recombinant fragment corresponding to Human MANBAL aa 45-85. Sequence: PKSHEAEAEPSEPRSAEVTRKPKAAVPSVNKRPKKE TKKKR  Database link: <a href="#">Q9NQG1</a>
	 <a href="#">Run BLAST with</a>  <a href="#">Run BLAST with</a>
<b>Positive control</b>	ICC/IF: HEK-293T cells. IHC-P: Human brain tissue.

Properties

<b>Form</b>	Liquid
<b>Storage instructions</b>	Shipped at 4°C. Store at +4°C short term (1-2 weeks). Upon delivery aliquot. Store at -20°C long term. Avoid freeze / thaw cycle.
<b>Storage buffer</b>	pH: 7.40 Preservative: 0.03% Proclin Constituents: 50% Glycerol, PBS
<b>Purity</b>	Protein G purified
<b>Purification notes</b>	Purity greater than 95%.
<b>Clonality</b>	Polyclonal
<b>Isotype</b>	IgG

Applications

Our [Abpromise guarantee](#) covers the use of **ab239149** in the following tested applications.

The application notes include recommended starting dilutions; optimal dilutions/concentrations should be determined by the end user.

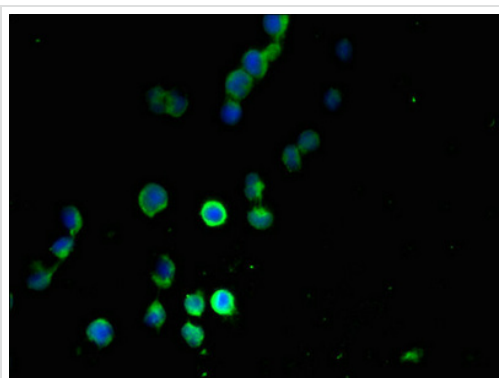
Application	Abreviews	Notes
IHC-P		1/20 - 1/200.
ICC/IF		1/50 - 1/200.

## Target

**Sequence similarities** Belongs to the UPF0239 family.

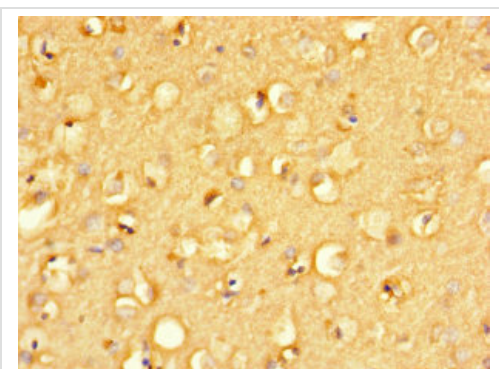
**Cellular localization** Membrane.

## Images



Immunocytochemistry/ Immunofluorescence - Anti-MANBAL antibody (ab239149)

HEK-293T (Human epithelial cell line from embryonic kidney transformed with large T antigen) cells stained for MANBAL (Green) using ab239149 at a 1/100 dilution in ICC/IF. Secondary used is an Alexa-Fluor<sup>®</sup>488-conjugated Goat Anti-Rabbit IgG (H+L).



Immunohistochemistry (Formalin/PFA-fixed paraffin-embedded sections) - Anti-MANBAL antibody (ab239149)

Paraffin-embedded human breast tissue stained for MANBAL with ab239149 at a 1/100 dilution in immunohistochemical analysis.

**Please note:** All products are "FOR RESEARCH USE ONLY. NOT FOR USE IN DIAGNOSTIC PROCEDURES"

## **Our Abpromise to you: Quality guaranteed and expert technical support**

---

- Replacement or refund for products not performing as stated on the datasheet
- Valid for 12 months from date of delivery
- Response to your inquiry within 24 hours
  
- We provide support in Chinese, English, French, German, Japanese and Spanish
- Extensive multi-media technical resources to help you
- We investigate all quality concerns to ensure our products perform to the highest standards

If the product does not perform as described on this datasheet, we will offer a refund or replacement. For full details of the Abpromise, please visit <https://www.abcam.com/abpromise> or contact our technical team.

## **Terms and conditions**

---

- Guarantee only valid for products bought direct from Abcam or one of our authorized distributors