




Product datasheet

Anti-MARCH2 antibody ab220292

2 Images

Overview

Product name	Anti-MARCH2 antibody
Description	Rabbit polyclonal to MARCH2
Host species	Rabbit
Tested applications	Suitable for: IHC-P, WB
Species reactivity	Reacts with: Human Predicted to work with: Mouse, Rat, Cow 
Immunogen	Recombinant fragment corresponding to Human MARCH2 aa 198-246. Sequence: RYHCQLYSEWRKTNQKVRLKIREADSPEGPQHSPPLAAGL LKKVAEETPV Database link: Q9P0N8  Run BLAST with  Run BLAST with
Positive control	Human colon tissue; MARCH2 overexpression HEK293T lysate.
General notes	<p>Reproducibility is key to advancing scientific discovery and accelerating scientists' next breakthrough.</p> <p>Abcam is leading the way with our range of recombinant antibodies, knockout-validated antibodies and knockout cell lines, all of which support improved reproducibility.</p> <p>We are also planning to innovate the way in which we present recommended applications and species on our product datasheets, so that only applications & species that have been tested in our own labs, our suppliers or by selected trusted collaborators are covered by our Abpromise™ guarantee.</p> <p>In preparation for this, we have started to update the applications & species that this product is Abpromise guaranteed for.</p> <p>We are also updating the applications & species that this product has been “predicted to work with,” however this information is not covered by our Abpromise guarantee.</p> <p>Applications & species from publications and Abreviews that have not been tested in our own labs or in those of our suppliers are not covered by the Abpromise guarantee.</p> <p>Please check that this product meets your needs before purchasing. If you have any questions, special requirements or concerns, please send us an inquiry and/or contact our Support team ahead of purchase. Recommended alternatives for this product can be found below, as well as customer reviews and Q&As.</p>

Properties

Form	Liquid
Storage instructions	Shipped at 4°C. Store at +4°C short term (1-2 weeks). Upon delivery aliquot. Store at -20°C long term. Avoid freeze / thaw cycle.
Storage buffer	pH: 7.20 Preservative: 0.02% Sodium azide Constituents: 59% PBS, 40% Glycerol (glycerin, glycerine)
Purity	Immunogen affinity purified
Clonality	Polyclonal
Isotype	IgG

Applications

Our [Abpromise guarantee](#) covers the use of **ab220292** in the following tested applications.

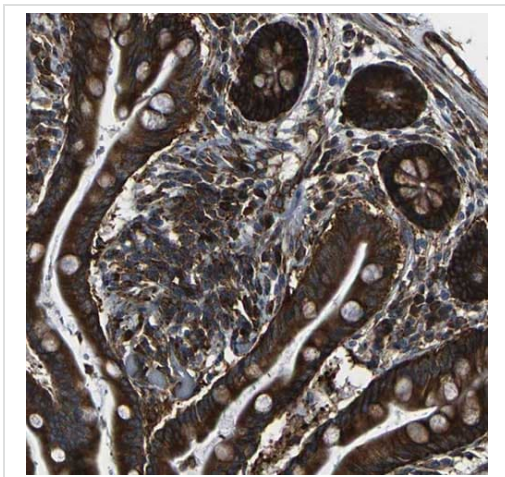
The application notes include recommended starting dilutions; optimal dilutions/concentrations should be determined by the end user.

Application	Abreviews	Notes
IHC-P		1/20 - 1/50. Perform heat mediated antigen retrieval with citrate buffer pH 6 before commencing with IHC staining protocol.
WB		Use a concentration of 0.04 - 0.4 µg/ml. Predicted molecular weight: 27 kDa.

Target

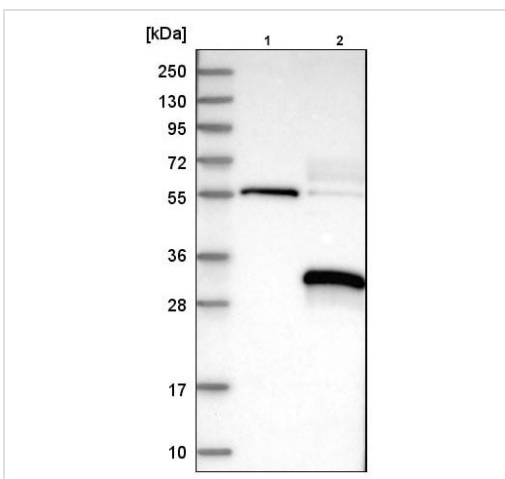
Function	E3 ubiquitin-protein ligase that may mediate ubiquitination of TFRC and CD86, and promote their subsequent endocytosis and sorting to lysosomes via multivesicular bodies. E3 ubiquitin ligases accept ubiquitin from an E2 ubiquitin-conjugating enzyme in the form of a thioester and then directly transfer the ubiquitin to targeted substrates. May be involved in endosomal trafficking through interaction with STX6.
Tissue specificity	Broadly expressed.
Pathway	Protein modification; protein ubiquitination.
Sequence similarities	Contains 1 RING-CH-type zinc finger.
Domain	The RING-CH-type zinc finger domain is required for E3 ligase activity.
Cellular localization	Endoplasmic reticulum membrane. Lysosome membrane. Endosome membrane.

Images



Immunohistochemical analysis of paraffin-embedded human colon tissue labeling MARCH2 with ab220292 at 1/20 dilution.

Immunohistochemistry (Formalin/PFA-fixed paraffin-embedded sections) - Anti-MARCH2 antibody (ab220292)



All lanes : Anti-MARCH2 antibody (ab220292) at 1/100 dilution

Lane 1 : Negative control (vector only transfected HEK293T lysate)

Lane 2 : MARCH2 overexpression HEK293T lysate (Co-expressed with a C-terminal myc-DDK tag (~3.1 kDa))

Predicted band size: 27 kDa

Western blot - Anti-MARCH2 antibody (ab220292)

Please note: All products are "FOR RESEARCH USE ONLY. NOT FOR USE IN DIAGNOSTIC PROCEDURES"

Our Abpromise to you: Quality guaranteed and expert technical support

- Replacement or refund for products not performing as stated on the datasheet
- Valid for 12 months from date of delivery
- Response to your inquiry within 24 hours
- We provide support in Chinese, English, French, German, Japanese and Spanish
- Extensive multi-media technical resources to help you
- We investigate all quality concerns to ensure our products perform to the highest standards

If the product does not perform as described on this datasheet, we will offer a refund or replacement. For full details of the Abpromise, please visit <https://www.abcam.com/abpromise> or contact our technical team.

Terms and conditions

- Guarantee only valid for products bought direct from Abcam or one of our authorized distributors