

## Product datasheet

# Anti-MEK4/MKK4 (phospho S80) antibody ab131353

[2 References](#) [3 Images](#)

### Overview

<b>Product name</b>	Anti-MEK4/MKK4 (phospho S80) antibody
<b>Description</b>	Rabbit polyclonal to MEK4/MKK4 (phospho S80)
<b>Host species</b>	Rabbit
<b>Tested applications</b>	<b>Suitable for:</b> WB, IHC-P, ICC/IF
<b>Species reactivity</b>	<b>Reacts with:</b> Human
<b>Immunogen</b>	Synthetic peptide corresponding to Human MEK4/MKK4 (internal sequence) (phospho S80) conjugated to keyhole limpet haemocyanin. Database link: <a href="#">NP_003001.1</a>
<b>Positive control</b>	Methanol fixed HeLa cells; HepG2 cell extracts, treated with EGF; Human breast carcinoma tissue.
<b>General notes</b>	<p>The Life Science industry has been in the grips of a reproducibility crisis for a number of years. Abcam is leading the way in addressing this with our range of recombinant monoclonal antibodies and knockout edited cell lines for gold-standard validation. Please check that this product meets your needs before purchasing.</p> <p>If you have any questions, special requirements or concerns, please send us an inquiry and/or contact our Support team ahead of purchase. Recommended alternatives for this product can be found below, along with publications, customer reviews and Q&amp;As</p>

### Properties

<b>Form</b>	Liquid
<b>Storage instructions</b>	Shipped at 4°C. Store at -20°C. Stable for 12 months at -20°C.
<b>Storage buffer</b>	pH: 7.40 Preservative: 0.02% Sodium azide Constituents: 49% PBS, 50% Glycerol (glycerin, glycerine), 0.88% Sodium chloride
<b>Purity</b>	PBS (without Mg <sup>2+</sup> and Ca <sup>2+</sup> ) Immunogen affinity purified
<b>Purification notes</b>	ab131353 was purified by using epitope specific phosphopeptide. Non-phospho specific antibodies were removed by chromatography using non-phosphopeptide.
<b>Clonality</b>	Polyclonal

Isotype

IgG

## Applications

### The Abpromise guarantee

Our [Abpromise guarantee](#) covers the use of ab131353 in the following tested applications.

The application notes include recommended starting dilutions; optimal dilutions/concentrations should be determined by the end user.

Application	Abreviews	Notes
WB		1/500 - 1/1000. Detects a band of approximately 44 kDa (predicted molecular weight: 44 kDa).
IHC-P		1/50 - 1/100.
ICC/IF		1/100 - 1/200.

## Target

### Function

Dual specificity kinase that activates the JUN kinases MAPK8 (JNK1) and MAPK9 (JNK2) as well as MAPK14 (p38) but not MAPK1 (ERK2) or MAPK3 (ERK1).

### Tissue specificity

Abundant expression is seen in the skeletal muscle. It is also widely expressed in other tissues.

### Sequence similarities

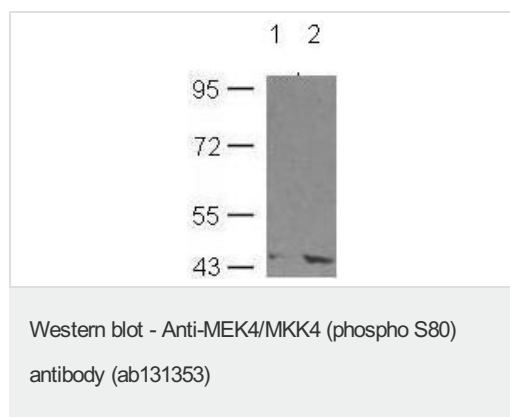
Belongs to the protein kinase superfamily. STE Ser/Thr protein kinase family. MAP kinase kinase subfamily.

Contains 1 protein kinase domain.

### Post-translational modifications

Activated by phosphorylation on Ser/Thr by MAP kinase kinase kinases.

## Images

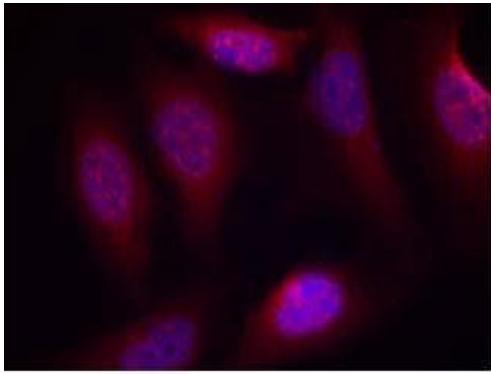


**All lanes :** Anti-MEK4/MKK4 (phospho S80) antibody (ab131353) at 1/500 dilution

**Lane 1 :** HepG2 cell extracts, untreated

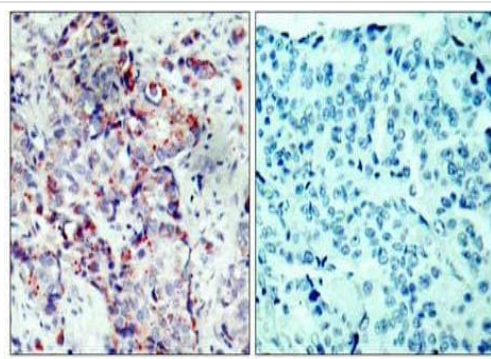
**Lane 2 :** HepG2 cell extracts, treated with EGF

**Predicted band size:** 44 kDa



Immunocytochemistry/ Immunofluorescence - Anti-MEK4/MKK4 (phospho S80) antibody (ab131353)

Immunofluorescent analysis of methanol fixed HeLa cells labelling MEK4/MKK4 (phospho S80) with ab131353 at 1/100 dilution.



Immunohistochemistry (Formalin/PFA-fixed paraffin-embedded sections) - Anti-MEK4/MKK4 (phospho S80) antibody (ab131353)

Immunohistochemical analysis of paraffin embedded Human breast carcinoma tissue labelling MEK4/MKK4 (phospho S80) with ab131353 at 1/50 dilution (left). The image on the right is treated with blocking peptide.

**Please note:** All products are "FOR RESEARCH USE ONLY. NOT FOR USE IN DIAGNOSTIC PROCEDURES"

### Our Abpromise to you: Quality guaranteed and expert technical support

---

- Replacement or refund for products not performing as stated on the datasheet
- Valid for 12 months from date of delivery
- Response to your inquiry within 24 hours
  
- We provide support in Chinese, English, French, German, Japanese and Spanish
- Extensive multi-media technical resources to help you
- We investigate all quality concerns to ensure our products perform to the highest standards

If the product does not perform as described on this datasheet, we will offer a refund or replacement. For full details of the Abpromise, please visit <https://www.abcam.com/abpromise> or contact our technical team.

## Terms and conditions

---

- Guarantee only valid for products bought direct from Abcam or one of our authorized distributors