


Product datasheet

Anti-MGST1 antibody ab228947

3 Images

Overview

|                            |  |
|----------------------------|--|
| <b>Product name</b>        | Anti-MGST1 antibody  |
| <b>Description</b>         | Rabbit polyclonal to MGST1   |
| <b>Host species</b>        | Rabbit   |
| <b>Tested applications</b> | <b>Suitable for:</b> WB, IHC-P   |
| <b>Species reactivity</b>  | <b>Reacts with:</b> Mouse, Rat, Human<br><b>Predicted to work with:</b> Chimpanzee  |
| <b>Immunogen</b>           | Recombinant fragment within Human MGST1. The exact sequence is proprietary.<br>Database link: <a href="#">P10620</a>   |
| <b>Positive control</b>    | WB: HeLa and HepG2 whole cell lysate. IHC: Mouse and rat liver tissue.   |
| <b>General notes</b>       | This product was previously labelled as Microsomal Glutathione S-transferase 1   |

Properties

|                             |   |
|-----------------------------|---|
| <b>Form</b>                 | Liquid  |
| <b>Storage instructions</b> | Shipped at 4°C. Store at +4°C short term (1-2 weeks). Upon delivery aliquot. Store at -20°C. Avoid freeze / thaw cycle. |
| <b>Storage buffer</b>       | pH: 7.00<br>Preservative: 0.025% Proclin<br>Constituents: PBS, 20% Glycerol   |
| <b>Purity</b>               | Immunogen affinity purified   |
| <b>Clonality</b>            | Polyclonal  |
| <b>Isotype</b>              | IgG   |

Applications

Our [Abpromise guarantee](#) covers the use of **ab228947** in the following tested applications.

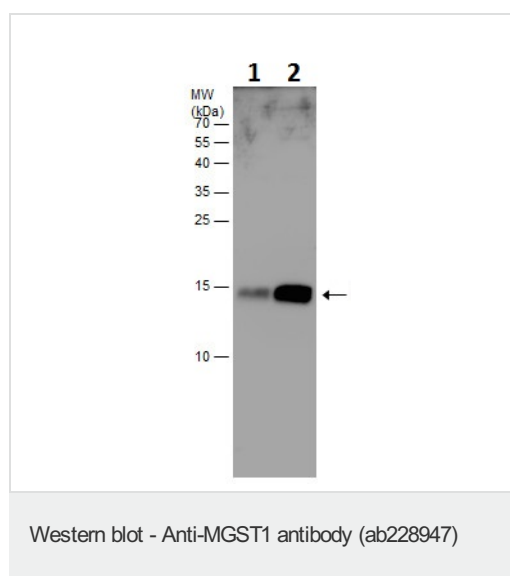
The application notes include recommended starting dilutions; optimal dilutions/concentrations should be determined by the end user.

| Application | Abreviews | Notes   |
|-------------|-----------|---|
| WB          |           | 1/500 - 1/3000. Predicted molecular weight: 18 kDa. |
| IHC-P       |           | 1/100 - 1/1000.                                     |

## Target

|   |  |
|---|--|
| <b>Function</b>                         | Conjugation of reduced glutathione to a wide number of exogenous and endogenous hydrophobic electrophiles. Has a wide substrate specificity. |
| <b>Tissue specificity</b>               | Highly expressed in liver.   |
| <b>Sequence similarities</b>            | Belongs to the MAPEG family.   |
| <b>Post-translational modifications</b> | Peroxynitrite induces nitration at Tyr-93 which activates the enzyme.  |
| <b>Cellular localization</b>            | Microsome. Mitochondrion outer membrane. Endoplasmic reticulum membrane.   |

## Images



### All lanes :

**Lane 1 :** HeLa (human epithelial cell line from cervix adenocarcinoma) whole cell lysate

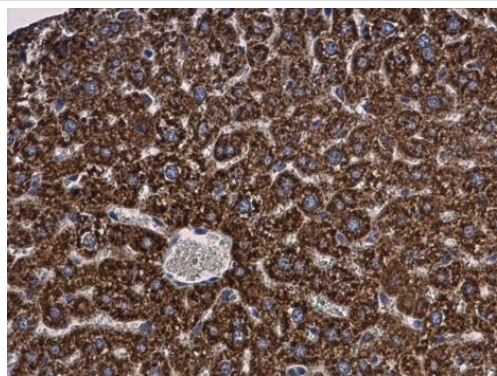
**Lane 2 :** HepG2 (human liver hepatocellular carcinoma cell line) whole cell lysate

Lysates/proteins at 30 µg per lane.

Developed using the ECL technique.

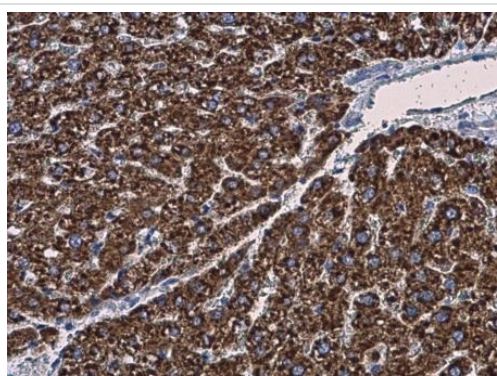
**Predicted band size:** 18 kDa

15% SDS-PAGE



Immunohistochemistry (Formalin/PFA-fixed paraffin-embedded sections) - Anti-MGST1 antibody (ab228947)

Paraffin-embedded mouse liver tissue stained for MGST1 protein using ab228947 at 1/500 dilution in immunohistochemical analysis.



Immunohistochemistry (Formalin/PFA-fixed paraffin-embedded sections) - Anti-MGST1 antibody (ab228947)

Paraffin-embedded rat liver tissue stained for MGST1 protein using ab228947 at 1/500 dilution in immunohistochemical analysis.

**Please note:** All products are "FOR RESEARCH USE ONLY. NOT FOR USE IN DIAGNOSTIC PROCEDURES"

#### **Our Abpromise to you: Quality guaranteed and expert technical support**

---

- Replacement or refund for products not performing as stated on the datasheet
- Valid for 12 months from date of delivery
- Response to your inquiry within 24 hours
- We provide support in Chinese, English, French, German, Japanese and Spanish

- Extensive multi-media technical resources to help you
- We investigate all quality concerns to ensure our products perform to the highest standards

If the product does not perform as described on this datasheet, we will offer a refund or replacement. For full details of the Abpromise, please visit <https://www.abcam.com/abpromise> or contact our technical team.

### **Terms and conditions**

---

- Guarantee only valid for products bought direct from Abcam or one of our authorized distributors