

Product datasheet

Mouse on Mouse Polymer IHC Kit ab269452

3 Images

Overview

Product name	Mouse on Mouse Polymer IHC Kit
Sample type	Tissue
Species reactivity	Reacts with: Mouse
Product overview	Mouse on mouse polymer IHC kit ab269452 allows antibodies raised in mouse to be used on mouse tissues in IHC, without high backgrounds caused by anti-mouse secondary antibody binding to endogenous mouse antibodies in mouse tissues.

The mouse on mouse kit includes an Fab'anti-mouse IgG(H+L) blocking reagent and an HRP polymer conjugated Fab'anti-mouse IgG(H+L) detection reagent.

This kit replaces mouse on mouse kit [ab127055](#). The reagents used in this kit have been carefully optimized to match the performance of [ab127055](#) (see validation images below). This kit does not include hydrogen peroxide blocking reagent: we recommend [hydrogen peroxide blocking reagent ab64218](#).

In the mouse on mouse IHC protocol:

- Cover the tissue section with the blocking reagent (before the addition of the mouse primary antibody) for 30-60 minutes. Wash 2-3 times.
The blocking reagent binds to endogenous mouse antibody in the tissue and prevents the binding of anti-mouse secondary antibody to those sites.
- Incubate with primary antibody of your choice raised in mouse. Wash 2-3 times.
- Incubate with HRP polymer detector reagent for ~15 minutes. Wash 2-3 times.
- Stain with a chromogen (usually DAB, eg. [ab64238](#)) for detection.

Otherwise, follow a conventional IHC protocol for DAB staining.

The detector and blocker have <1% reactivity to human and rabbit antibodies.

Notes

Other products for IHC

Find more kits and reagents for antigen retrieval, blocking, signal amplification, visualization,

counterstaining, and mounting in the [IHC kits and reagents guide](#).

Tested applications

Suitable for: IHC-P

Properties

Storage instructions Store at +4°C. Please refer to protocols.

Components	15 ml	60 ml
HRP polymer detector (ready to use)	1 x 15ml	1 x 60ml
Mouse on mouse blocking reagent (ready to use)	1 x 15ml	1 x 60ml

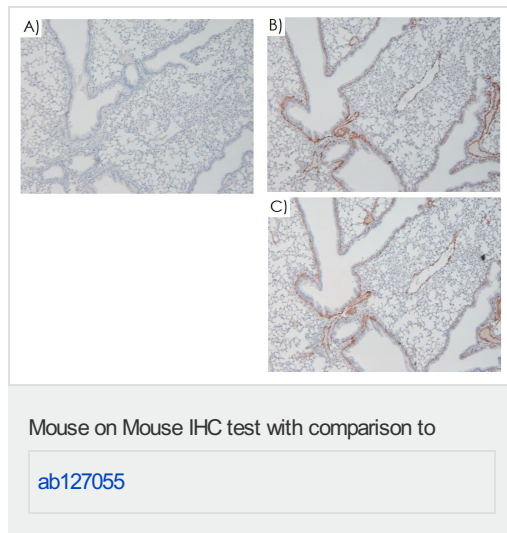
Applications

Our [Abpromise guarantee](#) covers the use of **ab269452** in the following tested applications.

The application notes include recommended starting dilutions; optimal dilutions/concentrations should be determined by the end user.

Application	Abreviews	Notes
IHC-P		Use at an assay dependent concentration.

Images

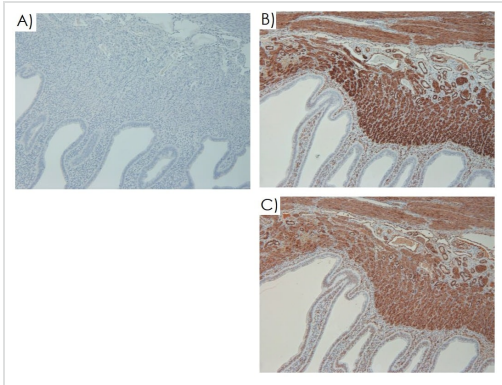


Mouse on mouse polymer IHC kit ab269452 (panel B) was tested using an anti-actin mouse monoclonal on formalin-fixed paraffin embedded mouse tissue sections.

Equivalent staining was seen using the same antibody and serial tissue section with [ab127055](#) (panel C).

A control without primary antibody showed no staining (panel A).

Antigen retrieval was using 1mM EDTA, pH 9.0 for 15 minutes. The detection reagents in the mouse on mouse kits were incubated with the section for 15 minutes.



Mouse on Mouse IHC test with comparison to

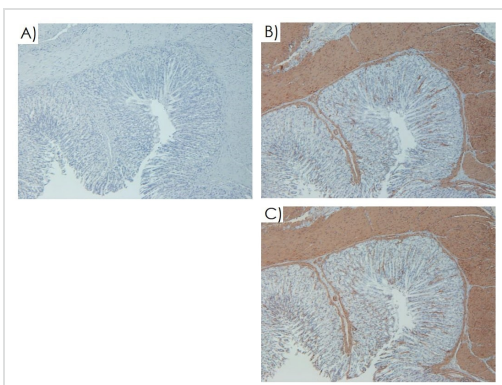
[ab127055](#)

Mouse on mouse polymer IHC kit ab269452 (panel B) was tested using an anti-actin mouse monoclonal on formalin-fixed paraffin embedded mouse tissue sections.

Equivalent staining was seen using the same antibody and serial tissue section with [ab127055](#) (panel C).

A control without primary antibody showed no staining (panel A).

Antigen retrieval was using 1mM EDTA, pH 9.0 for 15 minutes. The detection reagents in the mouse on mouse kits were incubated with the section for 15 minutes.



Mouse on Mouse IHC test with comparison to

[ab127055](#)

Mouse on mouse polymer IHC kit ab269452 (panel B) was tested using an anti-actin mouse monoclonal on formalin-fixed paraffin embedded mouse tissue sections.

Equivalent staining was seen using the same antibody and serial tissue section with [ab127055](#) (panel C).

A control without primary antibody showed no staining (panel A).

Antigen retrieval was using 1mM EDTA, pH 9.0 for 15 minutes. The detection reagents in the mouse on mouse kits were incubated with the section for 15 minutes.

Please note: All products are "FOR RESEARCH USE ONLY. NOT FOR USE IN DIAGNOSTIC PROCEDURES"

Our Promise to you: Quality guaranteed and expert technical support

- Replacement or refund for products not performing as stated on the datasheet
- Valid for 12 months from date of delivery
- Response to your inquiry within 24 hours
- We provide support in Chinese, English, French, German, Japanese and Spanish
- Extensive multi-media technical resources to help you
- We investigate all quality concerns to ensure our products perform to the highest standards

If the product does not perform as described on this datasheet, we will offer a refund or replacement. For full details of the Abpromise, please visit <https://www.abcam.com/abpromise> or contact our technical team.

Terms and conditions

- Guarantee only valid for products bought direct from Abcam or one of our authorized distributors