

Product datasheet

Anti-MRPS11 antibody ab185313

3 Images

Overview

Product name	Anti-MRPS11 antibody
Description	Rabbit polyclonal to MRPS11
Host species	Rabbit
Tested applications	Suitable for: ICC/IF, WB, IHC-P
Species reactivity	Reacts with: Human
Immunogen	Recombinant fragment corresponding to Human MRPS11 aa 9-106. Sequence: SRFLRSWTWPQTAGRVVARTPAGTICTGARQLQDAAAKQ KVEQNAAPSHT KFSYPPIPGEESSLRWAGKKFEEIPIAHIKASHNNTQIQVVS ASNEP

Database link: [P82912](#)

 [Run BLAST with](#)

 [Run BLAST with](#)

Positive control Human kidney tissue; RT-4 cell lysate; MCF7 cells.

General notes

Reproducibility is key to advancing scientific discovery and accelerating scientists' next breakthrough.

Abcam is leading the way with our range of recombinant antibodies, knockout-validated antibodies and knockout cell lines, all of which support improved reproducibility.

We are also planning to innovate the way in which we present recommended applications and species on our product datasheets, so that only applications & species that have been tested in our own labs, our suppliers or by selected trusted collaborators are covered by our Abpromise™ guarantee.

In preparation for this, we have started to update the applications & species that this product is Abpromise guaranteed for.

We are also updating the applications & species that this product has been “predicted to work with,” however this information is not covered by our Abpromise guarantee.

Applications & species from publications and Abreviews that have not been tested in our own labs or in those of our suppliers are not covered by the Abpromise guarantee.

Please check that this product meets your needs before purchasing. If you have any questions, special requirements or concerns, please send us an inquiry and/or contact our Support team ahead of purchase. Recommended alternatives for this product can be found below, as well as

customer reviews and Q&As.

Properties

Form	Liquid
Storage instructions	Shipped at 4°C. Store at +4°C short term (1-2 weeks). Upon delivery aliquot. Store at -20°C long term. Avoid freeze / thaw cycle.
Storage buffer	pH: 7.20 Preservative: 0.02% Sodium azide Constituents: 59% PBS, 40% Glycerol (glycerin, glycerine)
Purity	Immunogen affinity purified
Clonality	Polyclonal
Isotype	IgG

Applications

Our [Abpromise guarantee](#) covers the use of **ab185313** in the following tested applications.

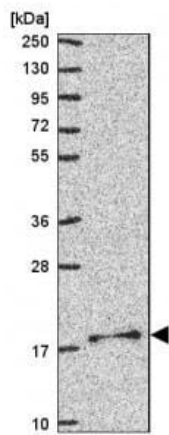
The application notes include recommended starting dilutions; optimal dilutions/concentrations should be determined by the end user.

Application	Abreviews	Notes
ICC/IF		Use a concentration of 0.25 - 2 µg/ml.
WB		Use a concentration of 0.04 - 0.4 µg/ml. Predicted molecular weight: 21 kDa.
IHC-P		1/50 - 1/200. Perform heat mediated antigen retrieval with citrate buffer pH 6 before commencing with IHC staining protocol.

Target

Sequence similarities	Belongs to the ribosomal protein S11P family.
Cellular localization	Mitochondrion.

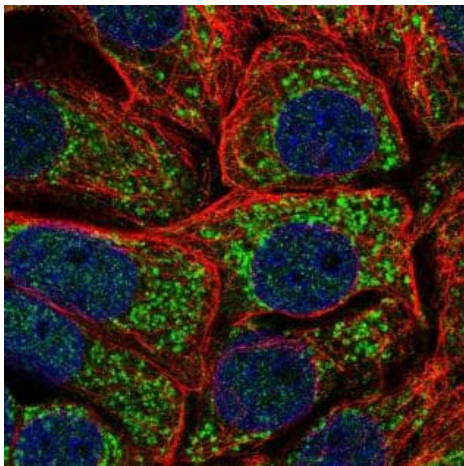
Images



Western blot - Anti-MRPS11 antibody (ab185313)

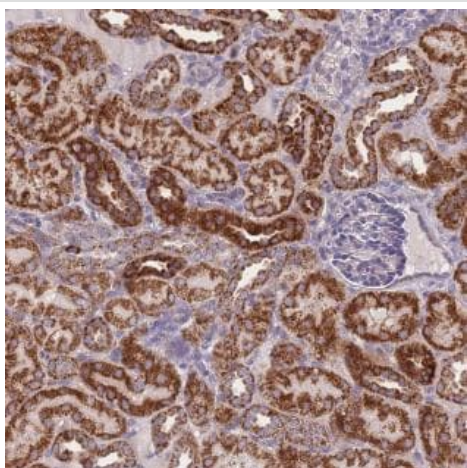
Anti-MRPS11 antibody (ab185313) at 1/250 dilution + RT-4 cell lysate

Predicted band size: 21 kDa



Immunocytochemistry/ Immunofluorescence - Anti-MRPS11 antibody (ab185313)

Immunofluorescent analysis of PFA-fixed/Triton X-100 permeabilized MCF7 cells labeling MRPS11 with ab185313 at 4 µg/ml.



Immunohistochemical analysis of paraffin-embedded Human kidney tissue labeling MRPS11 with ab185313 at 1/50 dilution.

Immunohistochemistry (Formalin/PFA-fixed paraffin-embedded sections) - Anti-MRPS11 antibody (ab185313)

Please note: All products are "FOR RESEARCH USE ONLY. NOT FOR USE IN DIAGNOSTIC PROCEDURES"

Our Abpromise to you: Quality guaranteed and expert technical support

- Replacement or refund for products not performing as stated on the datasheet
- Valid for 12 months from date of delivery
- Response to your inquiry within 24 hours
- We provide support in Chinese, English, French, German, Japanese and Spanish
- Extensive multi-media technical resources to help you
- We investigate all quality concerns to ensure our products perform to the highest standards

If the product does not perform as described on this datasheet, we will offer a refund or replacement. For full details of the Abpromise, please visit <https://www.abcam.com/abpromise> or contact our technical team.

Terms and conditions

- Guarantee only valid for products bought direct from Abcam or one of our authorized distributors