




Product datasheet

Anti-MSRA antibody ab220630

1 Image

Overview

Product name	Anti-MSRA antibody
Description	Rabbit polyclonal to MSRA
Host species	Rabbit
Tested applications	Suitable for: ICC/IF
Species reactivity	Reacts with: Human Predicted to work with: Mouse, Rat 
Immunogen	Recombinant fragment corresponding to Human MSRA aa 166-234. Sequence: AKQMEAALSSKENYQKVLSEHGFGPITTDIREGQTFYY AEDYHQYLSKN PNGYCGLGGTGVSCPVGIK Database link: Q9UJ68  Run BLAST with  Run BLAST with
Positive control	MCF7 cells.

Properties

Form	Liquid
Storage instructions	Shipped at 4°C. Store at +4°C short term (1-2 weeks). Upon delivery aliquot. Store at -20°C long term. Avoid freeze / thaw cycle.
Storage buffer	pH: 7.20 Preservative: 0.02% Sodium azide Constituents: 59% PBS, 40% Glycerol
Purity	Immunogen affinity purified
Clonality	Polyclonal
Isotype	IgG

Applications

Our [Abpromise guarantee](#) covers the use of **ab220630** in the following tested applications.

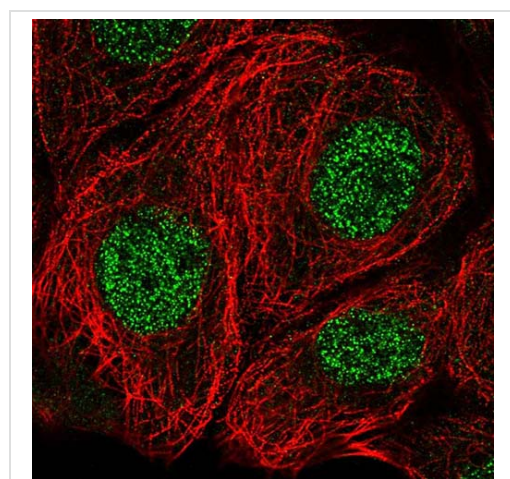
The application notes include recommended starting dilutions; optimal dilutions/concentrations should be determined by the end user.

Application	Abreviews	Notes
ICC/IF		Use a concentration of 1 - 4 µg/ml. Fixation/Permeabilization: PFA/Triton X-100.

Target

Function	Has an important function as a repair enzyme for proteins that have been inactivated by oxidation. Catalyzes the reversible oxidation-reduction of methionine sulfoxide in proteins to methionine.
Tissue specificity	Ubiquitous. Highest expression in adult kidney and cerebellum, followed by liver, heart ventricles, bone marrow and hippocampus.
Sequence similarities	Belongs to the MsrA Met sulfoxide reductase family.
Cellular localization	Cytoplasm; Cytoplasm. Nucleus and Mitochondrion.

Images



Immunofluorescent analysis of PFA-fixed, Triton X-100 permeabilized MCF7 cells labeling MSRA with ab220630 at 4 µg/ml (green).

Immunocytochemistry/ Immunofluorescence - Anti-MSRA antibody (ab220630)

Please note: All products are "FOR RESEARCH USE ONLY. NOT FOR USE IN DIAGNOSTIC PROCEDURES"

Our Abpromise to you: Quality guaranteed and expert technical support

- Replacement or refund for products not performing as stated on the datasheet
- Valid for 12 months from date of delivery
- Response to your inquiry within 24 hours
- We provide support in Chinese, English, French, German, Japanese and Spanish
- Extensive multi-media technical resources to help you

- We investigate all quality concerns to ensure our products perform to the highest standards

If the product does not perform as described on this datasheet, we will offer a refund or replacement. For full details of the Abpromise, please visit <https://www.abcam.com/abpromise> or contact our technical team.

Terms and conditions

- Guarantee only valid for products bought direct from Abcam or one of our authorized distributors