


Product datasheet

Anti-NAGK antibody ab95182

2 Images

Overview

Product name	Anti-NAGK antibody
Description	Rabbit polyclonal to NAGK
Host species	Rabbit
Tested applications	Suitable for: WB, IP
Species reactivity	<p>Reacts with: Human</p> <p>Predicted to work with: Horse, Chimpanzee, Rhesus monkey, Gorilla, Orangutan </p>
Immunogen	<p>Other Immunogen Type corresponding to Human NAGK aa 50-100.</p> <p>Database link: NP_060037.2</p>
Positive control	Whole cell lysate from HeLa cells, 293T cell lysate
General notes	<p>Reproducibility is key to advancing scientific discovery and accelerating scientists' next breakthrough.</p> <p>Abcam is leading the way with our range of recombinant antibodies, knockout-validated antibodies and knockout cell lines, all of which support improved reproducibility.</p> <p>We are also planning to innovate the way in which we present recommended applications and species on our product datasheets, so that only applications & species that have been tested in our own labs, our suppliers or by selected trusted collaborators are covered by our Abpromise™ guarantee.</p> <p>In preparation for this, we have started to update the applications & species that this product is Abpromise guaranteed for.</p> <p>We are also updating the applications & species that this product has been “predicted to work with,” however this information is not covered by our Abpromise guarantee.</p> <p>Applications & species from publications and Abreviews that have not been tested in our own labs or in those of our suppliers are not covered by the Abpromise guarantee.</p> <p>Please check that this product meets your needs before purchasing. If you have any questions, special requirements or concerns, please send us an inquiry and/or contact our Support team ahead of purchase. Recommended alternatives for this product can be found below, as well as customer reviews and Q&As.</p>

Properties

Form	Liquid
Storage instructions	Shipped at 4°C. Upon delivery aliquot and store at -20°C. Avoid freeze / thaw cycles.
Storage buffer	pH: 7 Preservative: 0.09% Sodium azide Constituent: Tris citrate/phosphate
Purity	Immunogen affinity purified
Purification notes	ab95182 was affinity purified using an epitope specific to NAGK immobilized on solid support.
Clonality	Polyclonal
Isotype	IgG

Applications

Our [Abpromise guarantee](#) covers the use of **ab95182** in the following tested applications.

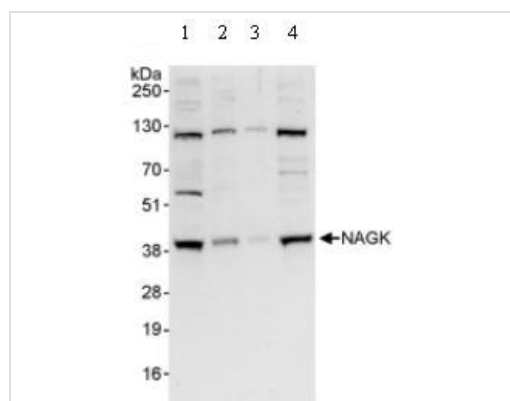
The application notes include recommended starting dilutions; optimal dilutions/concentrations should be determined by the end user.

Application	Abreviews	Notes
WB		1/2000 - 1/10000. Predicted molecular weight: 37 kDa.
IP		Use at 2-5 µg/mg of lysate.

Target

Function	Converts endogenous N-acetylglucosamine (GlcNAc), a major component of complex carbohydrates, from lysosomal degradation or nutritional sources into GlcNAc 6-phosphate. Also has ManNAc kinase activity.
Tissue specificity	Ubiquitous.
Sequence similarities	Belongs to the eukaryotic-type N-acetylglucosamine kinase family.

Images



Western blot - Anti-NAGK antibody (ab95182)

All lanes : Anti-NAGK antibody (ab95182) at 0.4 µg/ml

Lane 1 : Whole cell lysate from HeLa at 50 µg

Lane 2 : Whole cell lysate from HeLa at 15 µg

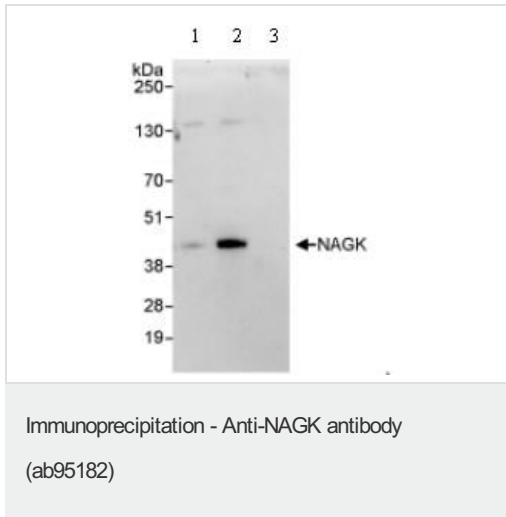
Lane 3 : Whole cell lysate from HeLa at 5 µg

Lane 4 : 293T cell lysate at 50 µg

Developed using the ECL technique.

Predicted band size: 37 kDa

Exposure time: 30 seconds



Detection of Human NAGK by Immunoprecipitation and Western Blot. Whole cell lysate from HeLa at 1 mg for IP, 20% of IP loaded. ab95182 was used for IP at 3 mcg/mg lysate and 1ug/ml for wb (lane 2) NAGK was also immunoprecipitated by another rabbit antibody (lane 1) and control IgG (lane 3). Detection: Chemiluminescence with exposure times of 30 seconds.

Please note: All products are "FOR RESEARCH USE ONLY. NOT FOR USE IN DIAGNOSTIC PROCEDURES"

Our Abpromise to you: Quality guaranteed and expert technical support

- Replacement or refund for products not performing as stated on the datasheet
- Valid for 12 months from date of delivery
- Response to your inquiry within 24 hours
- We provide support in Chinese, English, French, German, Japanese and Spanish
- Extensive multi-media technical resources to help you
- We investigate all quality concerns to ensure our products perform to the highest standards

If the product does not perform as described on this datasheet, we will offer a refund or replacement. For full details of the Abpromise, please visit <https://www.abcam.com/abpromise> or contact our technical team.

Terms and conditions

- Guarantee only valid for products bought direct from Abcam or one of our authorized distributors