




## Product datasheet

# Anti-NAIF1 antibody ab197693

2 Images

### Overview

<b>Product name</b>	Anti-NAIF1 antibody
<b>Description</b>	Rabbit polyclonal to NAIF1
<b>Host species</b>	Rabbit
<b>Tested applications</b>	<b>Suitable for:</b> WB, IHC-P
<b>Species reactivity</b>	<p><b>Reacts with:</b> Human</p> <p><b>Predicted to work with:</b> Mouse, Cow, Cynomolgus monkey </p>
<b>Immunogen</b>	<p>Fusion protein corresponding to Human NAIF1 aa 1-327. The identity of the protein fusion partner is GST.</p> <p>Sequence:</p> <pre>MAVPAKRRKMNFSEREVEIMEELELKKHLLVNHFNAGVP LAAKSAAWHG ILRRVNAVATCRRELPEVKKKWSDLKTEVRRKVAQVRAA VEGGEAPGPTE EDGAGGPGTGGGSGGGGPAVAPVLLTPMQQRICNLLGE ATIISLPSTTEI HPVALGPSATAAAAATVTLTQIPTETTYHTLEEGVVEYCTAE APPPLPPET PVDMMAQHADTSVKPQALKSRIALNSAKLIQEQRVTNLHV KEIAQHLEQQ NDLLQMIRRSQEVQACAQERQAQAMEGTQAALSVLIQVL RPMIKDFRRYL QSNTANPAPASDPGQVAQNGQPDSIIQ</pre> <p>Database link: <a href="#">Q69Y7</a></p> <p style="text-align: right;">  <a href="#">Run BLAST with</a>  <a href="#">Run BLAST with</a> </p>
<b>Positive control</b>	293T cell lysate; Human ovarian cancer tissue.
<b>General notes</b>	<p>Reproducibility is key to advancing scientific discovery and accelerating scientists' next breakthrough.</p> <p>Abcam is leading the way with our range of recombinant antibodies, knockout-validated antibodies and knockout cell lines, all of which support improved reproducibility.</p> <p>We are also planning to innovate the way in which we present recommended applications and species on our product datasheets, so that only applications &amp; species that have been tested in our own labs, our suppliers or by selected trusted collaborators are covered by our Abpromise™ guarantee.</p>

In preparation for this, we have started to update the applications & species that this product is Abpromise guaranteed for.

We are also updating the applications & species that this product has been “predicted to work with,” however this information is not covered by our Abpromise guarantee.

Applications & species from publications and Abreviews that have not been tested in our own labs or in those of our suppliers are not covered by the Abpromise guarantee.

Please check that this product meets your needs before purchasing. If you have any questions, special requirements or concerns, please send us an inquiry and/or contact our Support team ahead of purchase. Recommended alternatives for this product can be found below, as well as customer reviews and Q&As.

## Properties

---

<b>Form</b>	Liquid
<b>Storage instructions</b>	Shipped at 4°C. Store at +4°C short term (1-2 weeks). Upon delivery aliquot. Store at -20°C long term. Avoid freeze / thaw cycle.
<b>Storage buffer</b>	pH: 7.4 Preservative: 0.05% Sodium azide Constituents: 50% Glycerol (glycerin, glycerine), 49% PBS
<b>Purity</b>	Immunogen affinity purified
<b>Clonality</b>	Polyclonal
<b>Isotype</b>	IgG

## Applications

---

Our [Abpromise guarantee](#) covers the use of **ab197693** in the following tested applications.

The application notes include recommended starting dilutions; optimal dilutions/concentrations should be determined by the end user.

Application	Abreviews	Notes
WB		1/500 - 1/2000. Predicted molecular weight: 35 kDa.
IHC-P		1/50 - 1/200.

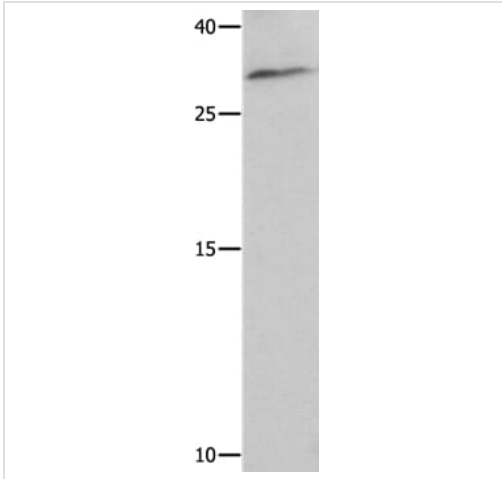
## Target

---

<b>Function</b>	Induces apoptosis.
<b>Tissue specificity</b>	Widely expressed.
<b>Sequence similarities</b>	Belongs to the NAI1 family.
<b>Cellular localization</b>	Nucleus.

## Images

---



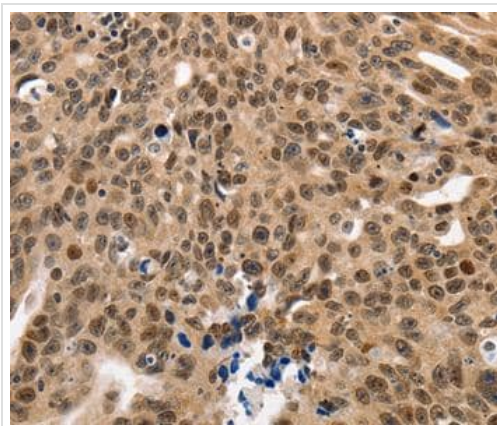
Western blot - Anti-NAIF1 antibody (ab197693)

Anti-NAIF1 antibody (ab197693) at 1/750 dilution + 293T cell lysate at 30  $\mu$ g

**Predicted band size:** 35 kDa

**Exposure time:** 1 minute

12% SDS-PAGE



Immunohistochemistry (Formalin/PFA-fixed paraffin-embedded sections) - Anti-NAIF1 antibody (ab197693)

Immunohistochemical analysis of paraffin-embedded Human ovarian cancer tissue labeling NAIF1 with ab197693 at 1/60 dilution.

**Please note:** All products are "FOR RESEARCH USE ONLY. NOT FOR USE IN DIAGNOSTIC PROCEDURES"

### Our Abpromise to you: Quality guaranteed and expert technical support

- Replacement or refund for products not performing as stated on the datasheet
- Valid for 12 months from date of delivery
- Response to your inquiry within 24 hours
- We provide support in Chinese, English, French, German, Japanese and Spanish
- Extensive multi-media technical resources to help you
- We investigate all quality concerns to ensure our products perform to the highest standards

If the product does not perform as described on this datasheet, we will offer a refund or replacement. For full details of the Abpromise, please visit <https://www.abcam.com/abpromise> or contact our technical team.

## Terms and conditions

---

- Guarantee only valid for products bought direct from Abcam or one of our authorized distributors