

Product datasheet

Anti-NDRG4 antibody ab237052

4 Images

Overview

Product name	Anti-NDRG4 antibody
Description	Rabbit polyclonal to NDRG4
Host species	Rabbit
Tested applications	Suitable for: ICC/IF, IHC-P, WB
Species reactivity	Reacts with: Human
Immunogen	Recombinant fragment corresponding to Human NDRG4 aa 210-331. Database link: Q9ULP0
Positive control	WB: A549 cell lysate. IHC-P: Human heart and brain tissue. ICC/IF: HepG2 cells.
General notes	<p>Reproducibility is key to advancing scientific discovery and accelerating scientists' next breakthrough.</p> <p>Abcam is leading the way with our range of recombinant antibodies, knockout-validated antibodies and knockout cell lines, all of which support improved reproducibility.</p> <p>We are also planning to innovate the way in which we present recommended applications and species on our product datasheets, so that only applications & species that have been tested in our own labs, our suppliers or by selected trusted collaborators are covered by our Abpromise™ guarantee.</p> <p>In preparation for this, we have started to update the applications & species that this product is Abpromise guaranteed for.</p> <p>We are also updating the applications & species that this product has been “predicted to work with,” however this information is not covered by our Abpromise guarantee.</p> <p>Applications & species from publications and Abreviews that have not been tested in our own labs or in those of our suppliers are not covered by the Abpromise guarantee.</p> <p>Please check that this product meets your needs before purchasing. If you have any questions, special requirements or concerns, please send us an inquiry and/or contact our Support team ahead of purchase. Recommended alternatives for this product can be found below, as well as customer reviews and Q&As.</p>

Properties

Form	Liquid
-------------	--------

Storage instructions	Shipped at 4°C. Store at +4°C short term (1-2 weeks). Upon delivery aliquot. Store at -20°C long term. Avoid freeze / thaw cycle.
Storage buffer	pH: 7.40 Constituents: PBS, 50% Glycerol (glycerin, glycerine), 0.03% Proclin 300
Purity	Protein G purified
Purification notes	Purity >95%
Clonality	Polyclonal
Isotype	IgG

Applications

Our [Abpromise guarantee](#) covers the use of **ab237052** in the following tested applications.

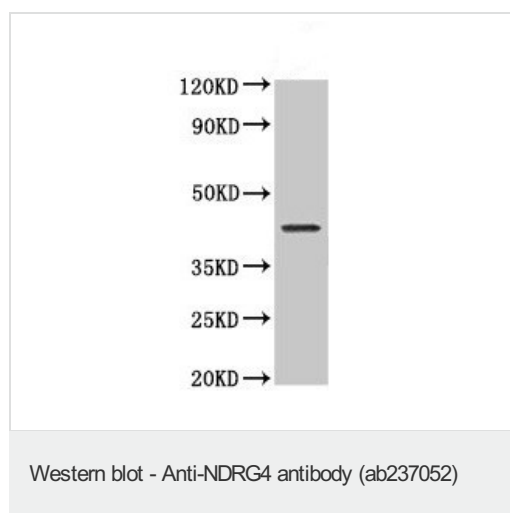
The application notes include recommended starting dilutions; optimal dilutions/concentrations should be determined by the end user.

Application	Abreviews	Notes
ICC/IF		1/50 - 1/200.
IHC-P		1/20 - 1/200.
WB		1/500 - 1/5000.

Target

Function	May play a role in the early postnatal development and function of neuronal cells.
Tissue specificity	Expressed only in brain and heart. Isoform 1 and isoform 2 are only expressed in brain. Isoform 3 is expressed in both heart and brain.
Sequence similarities	Belongs to the NDRG family.

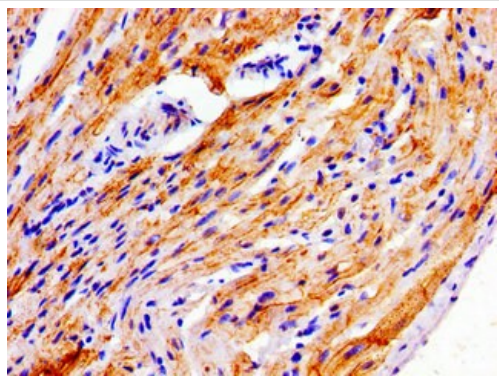
Images



Anti-NDRG4 antibody (ab237052) at 1/500 dilution + A549 (Human lung carcinoma cell line) cell lysate

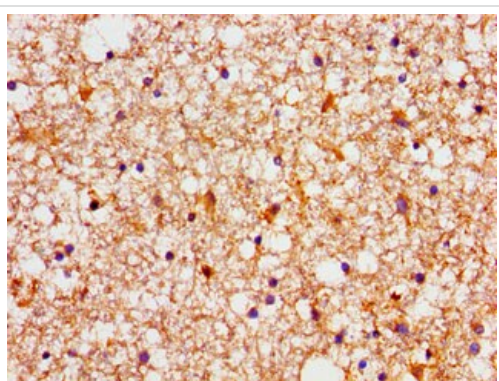
Secondary

Goat polyclonal to rabbit IgG at 1/50000 dilution



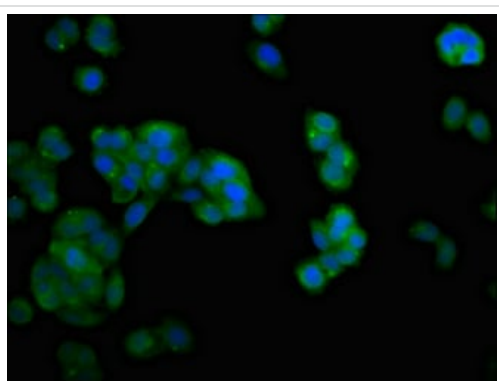
Immunohistochemistry (Formalin/PFA-fixed paraffin-embedded sections) - Anti-NDRG4 antibody (ab237052)

Paraffin-embedded human heart tissue stained for NDRG4 using ab237052 at 1/100 dilution in immunohistochemical analysis.



Immunohistochemistry (Formalin/PFA-fixed paraffin-embedded sections) - Anti-NDRG4 antibody (ab237052)

Paraffin-embedded human brain tissue stained for NDRG4 using ab237052 at 1/100 dilution in immunohistochemical analysis.



Immunocytochemistry/ Immunofluorescence - Anti-NDRG4 antibody (ab237052)

HepG2 (Human liver hepatocellular carcinoma cell line) cells labeling NDRG4 using ab237052 at 1/100 dilution in ICC/IF, followed by an Alexa-Fluor[®]488-conjugated goat anti-rabbit IgG (H+L).

Please note: All products are "FOR RESEARCH USE ONLY. NOT FOR USE IN DIAGNOSTIC PROCEDURES"

Our Abpromise to you: Quality guaranteed and expert technical support

- Replacement or refund for products not performing as stated on the datasheet
- Valid for 12 months from date of delivery
- Response to your inquiry within 24 hours

- We provide support in Chinese, English, French, German, Japanese and Spanish
- Extensive multi-media technical resources to help you
- We investigate all quality concerns to ensure our products perform to the highest standards

If the product does not perform as described on this datasheet, we will offer a refund or replacement. For full details of the Abpromise, please visit <https://www.abcam.com/abpromise> or contact our technical team.

Terms and conditions

- Guarantee only valid for products bought direct from Abcam or one of our authorized distributors