

## Product datasheet

# Anti-Nectin 2 antibody ab88389

[3 Images](#)

### Overview

---

<b>Product name</b>	Anti-Nectin 2 antibody
<b>Description</b>	Mouse polyclonal to Nectin 2
<b>Host species</b>	Mouse
<b>Tested applications</b>	<b>Suitable for:</b> WB, IHC-P
<b>Species reactivity</b>	<b>Reacts with:</b> Human
<b>Immunogen</b>	Full length Human Nectin 2 protein (NP_002847.1)
<b>Positive control</b>	WB: Human spleen tissue lysate and Nectin 2 transfected 293T cell lysate IHC: Human prostate tissue

### General notes

Reproducibility is key to advancing scientific discovery and accelerating scientists' next breakthrough.

Abcam is leading the way with our range of recombinant antibodies, knockout-validated antibodies and knockout cell lines, all of which support improved reproducibility.

We are also planning to innovate the way in which we present recommended applications and species on our product datasheets, so that only applications & species that have been tested in our own labs, our suppliers or by selected trusted collaborators are covered by our Abpromise™ guarantee.

In preparation for this, we have started to update the applications & species that this product is Abpromise guaranteed for.

We are also updating the applications & species that this product has been “predicted to work with,” however this information is not covered by our Abpromise guarantee.

Applications & species from publications and Abreviews that have not been tested in our own labs or in those of our suppliers are not covered by the Abpromise guarantee.

Please check that this product meets your needs before purchasing. If you have any questions, special requirements or concerns, please send us an inquiry and/or contact our Support team ahead of purchase. Recommended alternatives for this product can be found below, as well as customer reviews and Q&As.

### Properties

---

<b>Form</b>	Liquid
-------------	--------

<b>Storage instructions</b>	Shipped at 4°C. Upon delivery aliquot and store at -20°C or -80°C. Avoid repeated freeze / thaw cycles.
<b>Storage buffer</b>	pH: 7.4 Constituent: 2.68% PBS
<b>Purity</b>	Protein A purified
<b>Clonality</b>	Polyclonal
<b>Isotype</b>	IgG

## Applications

Our [Abpromise guarantee](#) covers the use of **ab88389** in the following tested applications.

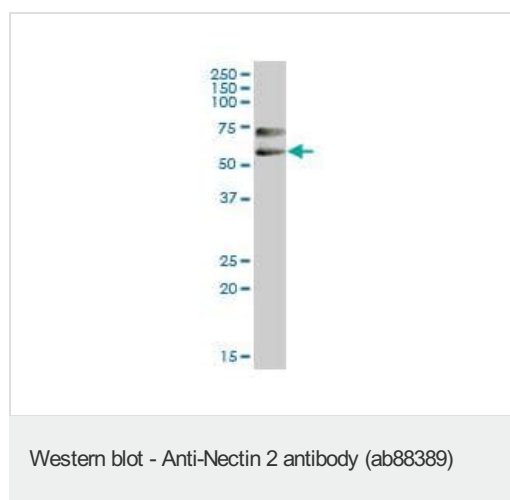
The application notes include recommended starting dilutions; optimal dilutions/concentrations should be determined by the end user.

Application	Abreviews	Notes
WB		Use a concentration of 1 µg/ml. Predicted molecular weight: 58 kDa.
IHC-P		Use a concentration of 3 µg/ml.

## Target

<b>Function</b>	Probable cell adhesion protein.
<b>Tissue specificity</b>	Ubiquitous.
<b>Sequence similarities</b>	Belongs to the nectin family. Contains 2 Ig-like C2-type (immunoglobulin-like) domains. Contains 1 Ig-like V-type (immunoglobulin-like) domain.
<b>Cellular localization</b>	Cell membrane.

## Images

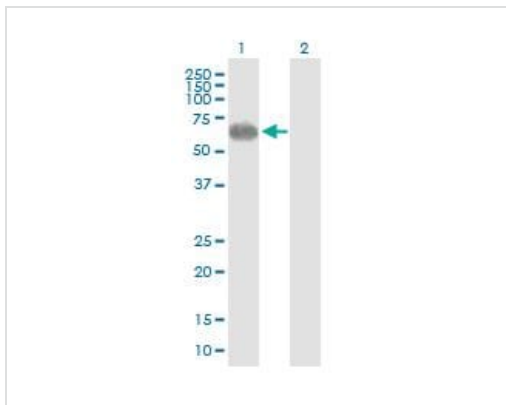


Anti-Nectin 2 antibody (ab88389) at 1 µg/ml + Human spleen tissue lysate at 50 µg

**Predicted band size:** 58 kDa

**Observed band size:** 58 kDa

**Additional bands at:** 70 kDa. We are unsure as to the identity of these extra bands.



Western blot - Anti-Nectin 2 antibody (ab88389)

**All lanes :** Anti-Nectin 2 antibody (ab88389) at 1 µg/ml

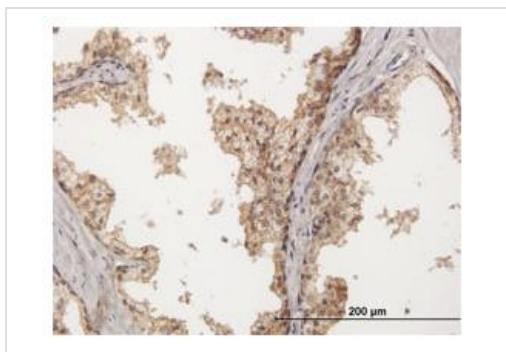
**Lane 1 :** Nectin 2 transfected 293T cell lysate

**Lane 2 :** Non transfected 293T cell lysate

Lysates/proteins at 25 µg per lane.

**Predicted band size:** 58 kDa

**Observed band size:** 58 kDa



Immunohistochemistry (Formalin/PFA-fixed paraffin-embedded sections) - Anti-Nectin 2 antibody (ab88389)

ab88389, at 3 µg/ml, staining Nectin 2 in formalin fixed, paraffin embedded Human prostate tissue sections by Immunoperoxidase/Immunohistochemistry.

**Please note:** All products are "FOR RESEARCH USE ONLY. NOT FOR USE IN DIAGNOSTIC PROCEDURES"

### Our Abpromise to you: Quality guaranteed and expert technical support

- Replacement or refund for products not performing as stated on the datasheet
- Valid for 12 months from date of delivery
- Response to your inquiry within 24 hours
- We provide support in Chinese, English, French, German, Japanese and Spanish
- Extensive multi-media technical resources to help you
- We investigate all quality concerns to ensure our products perform to the highest standards

If the product does not perform as described on this datasheet, we will offer a refund or replacement. For full details of the Abpromise, please visit <https://www.abcam.com/abpromise> or contact our technical team.

### Terms and conditions

- Guarantee only valid for products bought direct from Abcam or one of our authorized distributors