


Product datasheet

Anti-NMDAR2B antibody ab216621

1 References 2 Images

Overview

|                            |   |
|----------------------------|---|
| <b>Product name</b>        | Anti-NMDAR2B antibody   |
| <b>Description</b>         | Rabbit polyclonal to NMDAR2B  |
| <b>Host species</b>        | Rabbit  |
| <b>Tested applications</b> | <b>Suitable for:</b> IHC-P  |
| <b>Species reactivity</b>  | <b>Reacts with:</b> Rat<br><b>Predicted to work with:</b> Mouse, Human                 |
| <b>Immunogen</b>           | Synthetic peptide within Human NMDAR2B aa 465-515 conjugated to keyhole limpet haemocyanin. The exact sequence is proprietary.<br>Database link: <a href="#">Q13224</a> |
| <b>Positive control</b>    | Rat brain tissue.   |

Properties

|                             |   |
|-----------------------------|---|
| <b>Form</b>                 | Liquid  |
| <b>Storage instructions</b> | Shipped at 4°C. Store at +4°C short term (1-2 weeks). Upon delivery aliquot. Store at -20°C long term. Avoid freeze / thaw cycle. |
| <b>Storage buffer</b>       | Preservative: 0.09% Sodium azide<br>Constituents: 50% Glycerol, 1% BSA  |
| <b>Purity</b>               | Protein A purified  |
| <b>Clonality</b>            | Polyclonal  |
| <b>Isotype</b>              | IgG   |

Applications

Our [Abpromise guarantee](#) covers the use of **ab216621** in the following tested applications.

The application notes include recommended starting dilutions; optimal dilutions/concentrations should be determined by the end user.

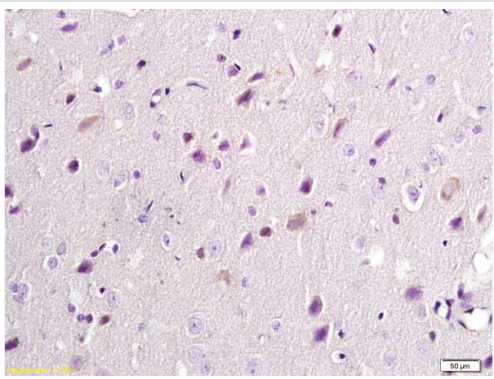
| Application | Abreviews | Notes  |
|-------------|-----------|--|
| IHC-P       |           | 1/100 - 1/500.<br>(or 1/50 - 1/200 if using a fluorescent secondary antibody). |

| Application | Abreviews | Notes |
|-------------|-----------|-------|
|-------------|-----------|-------|

## Target

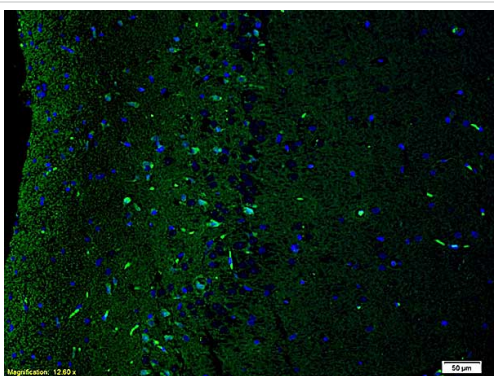
|                              |   |
|------------------------------|---|
| <b>Function</b>              | NMDA receptor subtype of glutamate-gated ion channels with high calcium permeability and voltage-dependent sensitivity to magnesium. Mediated by glycine. |
| <b>Tissue specificity</b>    | Primarily found in the fronto-parieto-temporal cortex and hippocampus pyramidal cells, lower expression in the basal ganglia.                             |
| <b>Sequence similarities</b> | Belongs to the glutamate-gated ion channel (TC 1.A.10.1) family. NR2B/GRIN2B subfamily.   |
| <b>Cellular localization</b> | Cell membrane. Cell junction > synapse > postsynaptic cell membrane.  |

## Images



Immunohistochemical analysis of formalin-fixed, paraffin-embedded rat brain tissue labeling NMDAR2B with ab216621 at 1/300 dilution, followed by conjugation to the secondary antibody and DAB staining.

Immunohistochemistry (Formalin/PFA-fixed paraffin-embedded sections) - Anti-NMDAR2B antibody (ab216621)



Immunohistochemical analysis of formalin-fixed, paraffin-embedded rat brain tissue labeling NMDAR2B with ab216621 at 1/200 dilution, followed by Goat anti-Rabbit IgG, FITC conjugate at 1/200 dilution for 40 minutes at 37°C and DAPI staining.

Immunohistochemistry (Formalin/PFA-fixed paraffin-embedded sections) - Anti-NMDAR2B antibody (ab216621)

**Please note:** All products are "FOR RESEARCH USE ONLY. NOT FOR USE IN DIAGNOSTIC PROCEDURES"

### **Our Abpromise to you: Quality guaranteed and expert technical support**

---

- Replacement or refund for products not performing as stated on the datasheet
- Valid for 12 months from date of delivery
- Response to your inquiry within 24 hours
- We provide support in Chinese, English, French, German, Japanese and Spanish
- Extensive multi-media technical resources to help you
- We investigate all quality concerns to ensure our products perform to the highest standards

If the product does not perform as described on this datasheet, we will offer a refund or replacement. For full details of the Abpromise, please visit <https://www.abcam.com/abpromise> or contact our technical team.

### **Terms and conditions**

---

- Guarantee only valid for products bought direct from Abcam or one of our authorized distributors