



Product datasheet

Anti-NRK antibody ab224394

1 Image

Overview

<b>Product name</b>	Anti-NRK antibody
<b>Description</b>	Rabbit polyclonal to NRK
<b>Host species</b>	Rabbit
<b>Tested applications</b>	<b>Suitable for:</b> IHC-P
<b>Species reactivity</b>	<b>Reacts with:</b> Human
<b>Immunogen</b>	<p>Recombinant fragment corresponding to Human NRK aa 849-968.            Sequence:</p> <p>GRRSQSSPPYSTIDQKLLVDIHVPDGFKVGKISPPVYLT            NEWVGYNALSE            IFRNDWLTPAPVIQPPEEDGDYVELYDASADTDGDDD            DESNDFEDTYDH ANGNDLDLNQVDQANDVCKD</p> <p>Database link: <a href="#">Q7Z2Y5</a></p> <p style="text-align: right;">  <a href="#">Run BLAST with</a>                 <a href="#">Run BLAST with</a> </p>
<b>Positive control</b>	IHC: Human placenta tissue.

Properties

<b>Form</b>	Liquid
<b>Storage instructions</b>	Shipped at 4°C. Store at +4°C short term (1-2 weeks). Upon delivery aliquot. Store at -20°C long term. Avoid freeze / thaw cycle.
<b>Storage buffer</b>	<p>pH: 7.2            Preservative: 0.02% Sodium azide            Constituents: 40% Glycerol, PBS</p>
<b>Purity</b>	Immunogen affinity purified
<b>Clonality</b>	Polyclonal
<b>Isotype</b>	IgG

Applications

Our [Abpromise guarantee](#) covers the use of **ab224394** in the following tested applications.

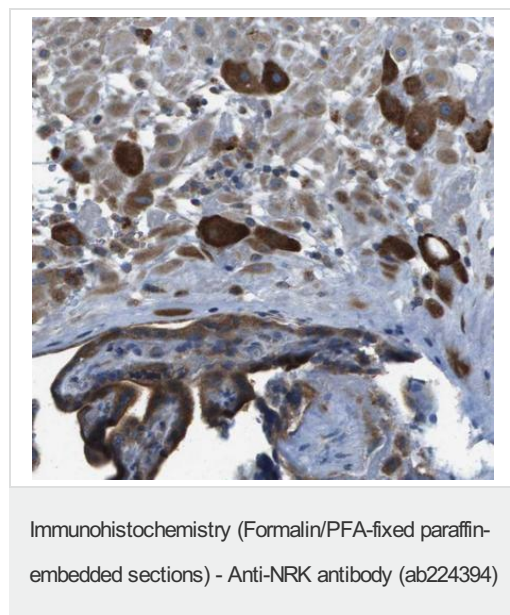
The application notes include recommended starting dilutions; optimal dilutions/concentrations should be determined by the end user.

Application	Abreviews	Notes
IHC-P		1/200 - 1/500. Perform heat mediated antigen retrieval with citrate buffer pH 6 before commencing with IHC staining protocol.

## Target

<b>Function</b>	May phosphorylate cofilin-1 and induce actin polymerization through this process, during the late stages of embryogenesis. Involved in the TNF-alpha-induced signaling pathway.
<b>Sequence similarities</b>	Belongs to the protein kinase superfamily. STE Ser/Thr protein kinase family. STE20 subfamily. Contains 1 CNH domain. Contains 1 protein kinase domain.

## Images



Paraffin-embedded human placenta tissue stained for NRK using ab224394 at 1/200 dilution in immunohistochemical analysis.

**Please note:** All products are "FOR RESEARCH USE ONLY. NOT FOR USE IN DIAGNOSTIC PROCEDURES"

## Our Abpromise to you: Quality guaranteed and expert technical support

- Replacement or refund for products not performing as stated on the datasheet
- Valid for 12 months from date of delivery
- Response to your inquiry within 24 hours
- We provide support in Chinese, English, French, German, Japanese and Spanish
- Extensive multi-media technical resources to help you
- We investigate all quality concerns to ensure our products perform to the highest standards

If the product does not perform as described on this datasheet, we will offer a refund or replacement. For full details of the Abpromise, please visit <https://www.abcam.com/abpromise> or contact our technical team.

## Terms and conditions

---

- Guarantee only valid for products bought direct from Abcam or one of our authorized distributors