




Product datasheet

Anti-NUP35 antibody ab169162

1 Image

Overview

Product name	Anti-NUP35 antibody
Description	Mouse polyclonal to NUP35
Host species	Mouse
Tested applications	Suitable for: WB
Species reactivity	Reacts with: Human Predicted to work with: Mouse, Rat 
Immunogen	<p>Full length protein corresponding to Human NUP35 aa 1-326. Sequence:</p> <p>MAAFAVEPQGPALGSEPMMLGSPTSPKPGVNAQFLPGF LMGDLPAVTPQ PRSIGPSVGVMMRSPLLAGGSPPQPVPAHKDKSGA PPVRSIYDDISS PGLGSTPLTSRRQPNISVMQSPLVGVSTSTPGTGQSMFSP ASIGQPRKTTL SPAQLDPFYTQGDSLTSEDHLDDSWVTVFGFPQASASYL LQFAQYGNIL KHVMSNTGNWMHIRYQSKLQARKALSKDGRIFGESIMIGV KPCIDKSVME SSDRCALSSPSLAFTPPIKTLGTPTQPGSTPRISTMRPLAT AYKASTSDYQVISDRQTPKKDESLVSKAMEYMGW</p> <p>Database link: NP_612142.2</p> <p style="text-align: right;"> Run BLAST with  Run BLAST with</p>
Positive control	NUP35 transfected 293T cell lysate.
General notes	<p>Previously labelled as Nup53.</p> <p>Reproducibility is key to advancing scientific discovery and accelerating scientists' next breakthrough.</p> <p>Abcam is leading the way with our range of recombinant antibodies, knockout-validated antibodies and knockout cell lines, all of which support improved reproducibility.</p> <p>We are also planning to innovate the way in which we present recommended applications and species on our product datasheets, so that only applications & species that have been tested in our own labs, our suppliers or by selected trusted collaborators are covered by our Abpromise™</p>

guarantee.

In preparation for this, we have started to update the applications & species that this product is Abpromise guaranteed for.

We are also updating the applications & species that this product has been “predicted to work with,” however this information is not covered by our Abpromise guarantee.

Applications & species from publications and Abreviews that have not been tested in our own labs or in those of our suppliers are not covered by the Abpromise guarantee.

Please check that this product meets your needs before purchasing. If you have any questions, special requirements or concerns, please send us an inquiry and/or contact our Support team ahead of purchase. Recommended alternatives for this product can be found below, as well as customer reviews and Q&As.

Properties

Form	Liquid
Storage instructions	Shipped at 4°C. Store at +4°C short term (1-2 weeks). Upon delivery aliquot. Store at -20°C long term.
Storage buffer	pH: 7.4 Constituent: 99% PBS
Purity	Protein A purified
Clonality	Polyclonal
Isotype	IgG

Applications

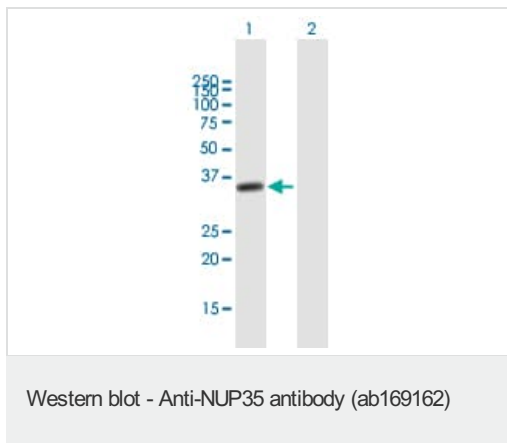
Our [Abpromise guarantee](#) covers the use of **ab169162** in the following tested applications.

The application notes include recommended starting dilutions; optimal dilutions/concentrations should be determined by the end user.

Application	Abreviews	Notes
WB		Use a concentration of 1 µg/ml. Predicted molecular weight: 35 kDa.

Target

Function	Functions as a component of the nuclear pore complex (NPC). NPC components, collectively referred to as nucleoporins (NUPs). Can play the role of both NPC structural components and of docking or interaction partners for transiently associated nuclear transport factors. May play a role in the association of MAD1 with the NPC.
Sequence similarities	Belongs to the Nup53 family. Contains 1 RRM Nup35-type domain.
Cellular localization	Nucleus > nuclear pore complex. Nucleus membrane. Tightly associated with the nuclear membrane and lamina.



All lanes : Anti-NUP35 antibody (ab169162) at 1 µg/ml

Lane 1 : NUP35 transfected 293T cell lysate

Lane 2 : Non-transfected 293T cell lysate

Lysates/proteins at 15 µl per lane.

Developed using the ECL technique.

Predicted band size: 35 kDa

Please note: All products are "FOR RESEARCH USE ONLY. NOT FOR USE IN DIAGNOSTIC PROCEDURES"

Our Abpromise to you: Quality guaranteed and expert technical support

- Replacement or refund for products not performing as stated on the datasheet
- Valid for 12 months from date of delivery
- Response to your inquiry within 24 hours
- We provide support in Chinese, English, French, German, Japanese and Spanish
- Extensive multi-media technical resources to help you
- We investigate all quality concerns to ensure our products perform to the highest standards

If the product does not perform as described on this datasheet, we will offer a refund or replacement. For full details of the Abpromise, please visit <https://www.abcam.com/abpromise> or contact our technical team.

Terms and conditions

- Guarantee only valid for products bought direct from Abcam or one of our authorized distributors