




Product datasheet

Anti-NUR77 antibody ab217547

1 Image

Overview

Product name	Anti-NUR77 antibody
Description	Rabbit polyclonal to NUR77
Host species	Rabbit
Tested applications	Suitable for: IHC-P
Species reactivity	Reacts with: Rat Predicted to work with: Mouse, Human 
Immunogen	Synthetic peptide within Human NUR77 aa 375-425 conjugated to keyhole limpet haemocyanin. The exact sequence is proprietary. Sequence: SGPSTAKLDYSKFQELVLPFHGKEDAGDVQQFYDLLS GSLEVIRKWAEKI P Database link: P22736  Run BLAST with  Run BLAST with
Positive control	Rat brain tissue.

Properties

Form	Liquid
Storage instructions	Shipped at 4°C. Store at +4°C short term (1-2 weeks). Upon delivery aliquot. Store at -20°C long term. Avoid freeze / thaw cycle.
Storage buffer	Preservative: 0.09% Sodium azide Constituents: 1% BSA, 50% Glycerol
Purity	Protein A purified
Clonality	Polyclonal
Isotype	IgG

Applications

Our [Abpromise guarantee](#) covers the use of **ab217547** in the following tested applications.

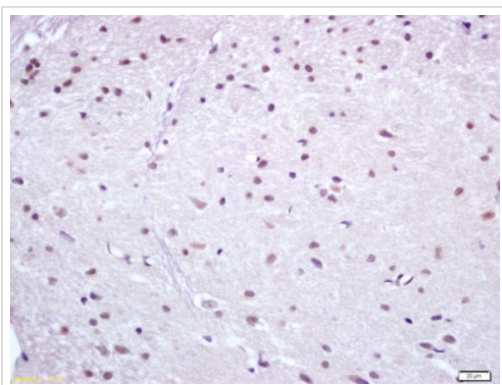
The application notes include recommended starting dilutions; optimal dilutions/concentrations should be determined by the end user.

Application	Abreviews	Notes
IHC-P		1/100 - 1/500.

Target

Function	Orphan nuclear receptor. May act concomitantly with NURR1 in regulating the expression of delayed-early genes during liver regeneration. Binds the NGF1-B response element (NBRE) 5'-AAAAGGTCA-3' (By similarity). May inhibit NF-kappa-B transactivation of IL2.
Tissue specificity	Fetal muscle and adult liver, brain and thyroid.
Sequence similarities	Belongs to the nuclear hormone receptor family. NR4 subfamily. Contains 1 nuclear receptor DNA-binding domain.
Cellular localization	Nucleus.

Images



Immunohistochemical analysis of formalin-fixed, paraffin-embedded rat brain tissue labeling NUR77 with ab217547 at 1/200 dilution, followed by conjugation to the secondary antibody and DAB staining.

Immunohistochemistry (Formalin/PFA-fixed paraffin-embedded sections) - Anti-NUR77 antibody (ab217547)

Please note: All products are "FOR RESEARCH USE ONLY. NOT FOR USE IN DIAGNOSTIC PROCEDURES"

Our Abpromise to you: Quality guaranteed and expert technical support

- Replacement or refund for products not performing as stated on the datasheet
- Valid for 12 months from date of delivery
- Response to your inquiry within 24 hours
- We provide support in Chinese, English, French, German, Japanese and Spanish
- Extensive multi-media technical resources to help you
- We investigate all quality concerns to ensure our products perform to the highest standards

If the product does not perform as described on this datasheet, we will offer a refund or replacement. For full details of the Abpromise, please visit <https://www.abcam.com/abpromise> or contact our technical team.

Terms and conditions

- Guarantee only valid for products bought direct from Abcam or one of our authorized distributors