



Product datasheet

Anti-ORP-3 antibody ab222151

1 Image

Overview

Product name	Anti-ORP-3 antibody
Description	Rabbit polyclonal to ORP-3
Host species	Rabbit
Tested applications	Suitable for: ICC/IF
Species reactivity	Reacts with: Human
Immunogen	<p>Recombinant fragment corresponding to Human ORP-3 aa 155-257. Sequence:</p> <p>FPHEVNHFFSGSTITDSSSGVFDSISSRKRSSISKQLNF QTGSNVSFSCG GETRVPLWLQSSSEDMKCSKDLAHCHAYLVEMSQLL QSMVDLHRTYSAPA INA</p> <p>Database link: Q9H4L5</p> <p style="text-align: right;">  Run BLAST with  Run BLAST with </p>
Positive control	ICC/IF: A431 cells.
General notes	Previously labelled as OSBPL3.

Properties

Form	Liquid
Storage instructions	Shipped at 4°C. Store at +4°C short term (1-2 weeks). Upon delivery aliquot. Store at -20°C long term. Avoid freeze / thaw cycle.
Storage buffer	<p>pH: 7.20 Preservative: 0.02% Sodium azide Constituents: 40% Glycerol, PBS</p>
Purity	Immunogen affinity purified
Clonality	Polyclonal
Isotype	IgG

Applications

Our [Abpromise guarantee](#) covers the use of **ab222151** in the following tested applications.

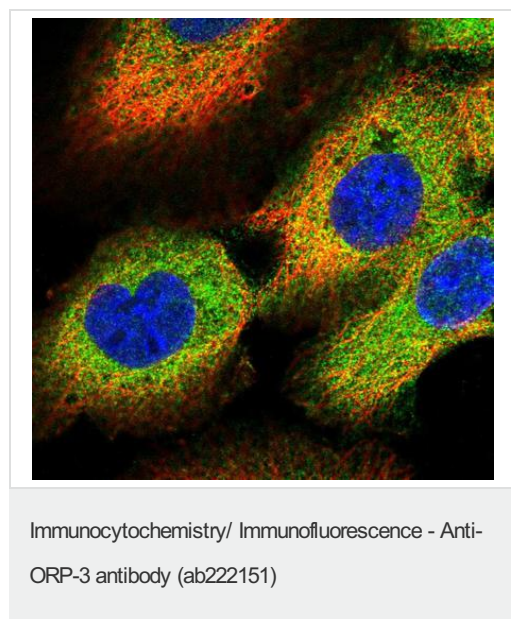
The application notes include recommended starting dilutions; optimal dilutions/concentrations should be determined by the end user.

Application	Abreviews	Notes
ICC/IF		Use a concentration of 1 - 4 µg/ml. Fixation/Permeabilization: PFA/Triton X-100.

Target

Tissue specificity	Isoform 1a, isoform 1b, isoform 1c and isoform 1d are highly expressed in brain, bone marrow, colon, kidney, lung, skeletal muscle, spleen, thymus and thyroid. Not expressed in heart and liver. Isoform 2a, isoform 2b, isoform 2c and isoform 2d are expressed in brain, bone marrow, kidney, skeletal muscle, spleen, thymus and thyroid. Not expressed in heart, liver and lung.
Sequence similarities	Belongs to the OSBP family. Contains 1 PH domain.

Images



PFA-fixed, Triton X-100 permeabilized A431 (human epidermoid carcinoma cell line) cells stained for ORP-3 (green) using ab222151 at 4 µg/ml in ICC/IF.

Please note: All products are "FOR RESEARCH USE ONLY. NOT FOR USE IN DIAGNOSTIC PROCEDURES"

Our Abpromise to you: Quality guaranteed and expert technical support

- Replacement or refund for products not performing as stated on the datasheet
- Valid for 12 months from date of delivery
- Response to your inquiry within 24 hours
- We provide support in Chinese, English, French, German, Japanese and Spanish
- Extensive multi-media technical resources to help you

- We investigate all quality concerns to ensure our products perform to the highest standards

If the product does not perform as described on this datasheet, we will offer a refund or replacement. For full details of the Abpromise, please visit <https://www.abcam.com/abpromise> or contact our technical team.

Terms and conditions

- Guarantee only valid for products bought direct from Abcam or one of our authorized distributors