

Product datasheet

Anti-ORP150 antibody ab232902

5 Images

Overview

Product name	Anti-ORP150 antibody
Description	Rabbit polyclonal to ORP150
Host species	Rabbit
Tested applications	Suitable for: IHC-P, WB
Species reactivity	Reacts with: Mouse, Human Predicted to work with: Chinese hamster
Immunogen	<p>Recombinant fragment (His-tag) corresponding to Human ORP150 aa 695-994. (Expressed in E.coli).</p> <p>Sequence:</p> <pre>MVEEIGVELVLDLPDLPEDKLAQSVQKLQDLTLRDLEKQ EREKAANSLE AFIFETQDKLYQPEYQEVSTEEQREEISGKLSAASTWLED EGVGATTVML KEKLAELRKLCCQLFFRVEERKKWPERLSALDNLLNHSS MFLKGARLIPE MDQIFTEVEMTTLEKVINETWAWKNATLAEQAKLPATEKP VLLSKDIEAK MMALDREVQYLLNKAKFTKPRPRPKDKNGTRAEPPLNAS ASDQGEKVIPP AGQTEDAEPISPEKQVETGSEPGDTEPLELGGPGAPEQ KEQSTGQKRPL</pre> <p>Database link: Q9Y4L1</p> <p style="text-align: right;"> Run BLAST with Run BLAST with </p>
Positive control	WB: Recombinant human ORP150 protein; Human serum; Human lung lysate; Mouse heart lysate. IHC-P: Human pancreas tissue.
General notes	<p>Reproducibility is key to advancing scientific discovery and accelerating scientists' next breakthrough.</p> <p>Abcam is leading the way with our range of recombinant antibodies, knockout-validated antibodies and knockout cell lines, all of which support improved reproducibility.</p> <p>We are also planning to innovate the way in which we present recommended applications and species on our product datasheets, so that only applications & species that have been tested in our own labs, our suppliers or by selected trusted collaborators are covered by our Abpromise™</p>

guarantee.

In preparation for this, we have started to update the applications & species that this product is Abpromise guaranteed for.

We are also updating the applications & species that this product has been “predicted to work with,” however this information is not covered by our Abpromise guarantee.

Applications & species from publications and Abreviews that have not been tested in our own labs or in those of our suppliers are not covered by the Abpromise guarantee.

Please check that this product meets your needs before purchasing. If you have any questions, special requirements or concerns, please send us an inquiry and/or contact our Support team ahead of purchase. Recommended alternatives for this product can be found below, as well as customer reviews and Q&As.

Properties

Form	Liquid
Storage instructions	Shipped at 4°C. Store at +4°C short term (1-2 weeks). Upon delivery aliquot. Store at -20°C long term. Avoid freeze / thaw cycle.
Storage buffer	pH: 7.40 Preservative: 0.02% Sodium azide Constituents: PBS, 50% Glycerol
Purity	Immunogen affinity purified
Purification notes	ab232902 was purified by antigen-specific affinity chromatography followed by Protein A affinity chromatography.
Clonality	Polyclonal
Isotype	IgG

Applications

Our [Abpromise guarantee](#) covers the use of **ab232902** in the following tested applications.

The application notes include recommended starting dilutions; optimal dilutions/concentrations should be determined by the end user.

Application	Abreviews	Notes
IHC-P		Use a concentration of 5 - 20 µg/ml.
WB		Use a concentration of 0.2 - 2 µg/ml. Predicted molecular weight: 111 kDa.

Target

Function Has a pivotal role in cytoprotective cellular mechanisms triggered by oxygen deprivation. May play a role as a molecular chaperone and participate in protein folding.

Tissue specificity Highly expressed in tissues that contain well-developed endoplasmic reticulum and synthesize large amounts of secretory proteins. Highly expressed in liver and pancreas and lower expression in brain and kidney. Also expressed in macrophages within aortic atherosclerotic plaques, and in

breast cancers.

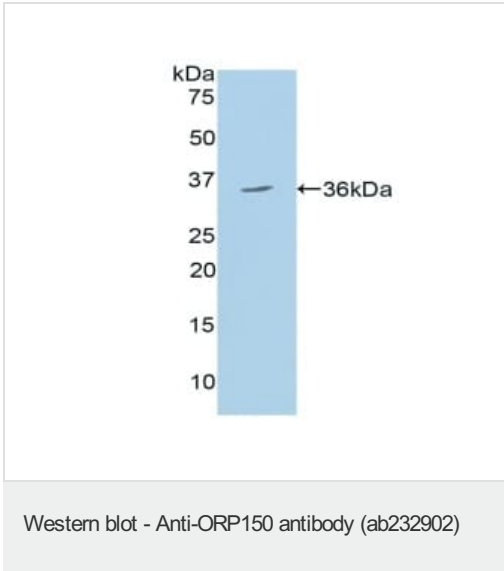
Sequence similarities

Belongs to the heat shock protein 70 family.

Cellular localization

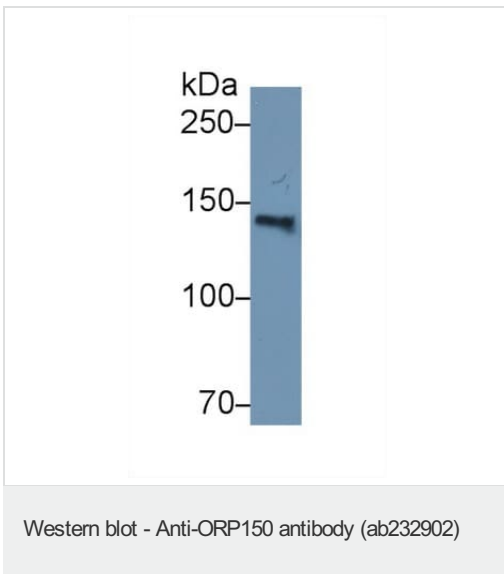
Endoplasmic reticulum lumen.

Images



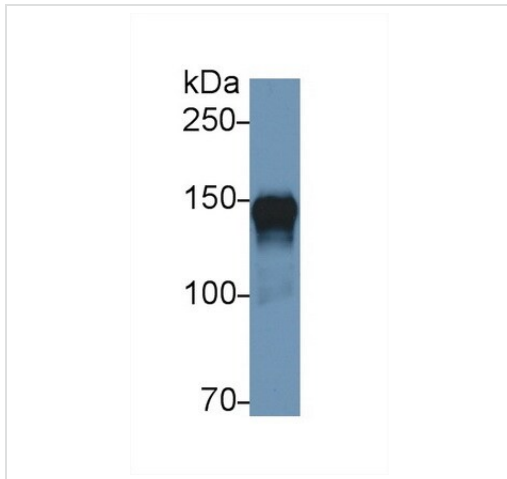
Anti-ORP150 antibody (ab232902) at 2 µg/ml + Recombinant human ORP150 protein

Predicted band size: 111 kDa



Anti-ORP150 antibody (ab232902) at 2 µg/ml + Human serum

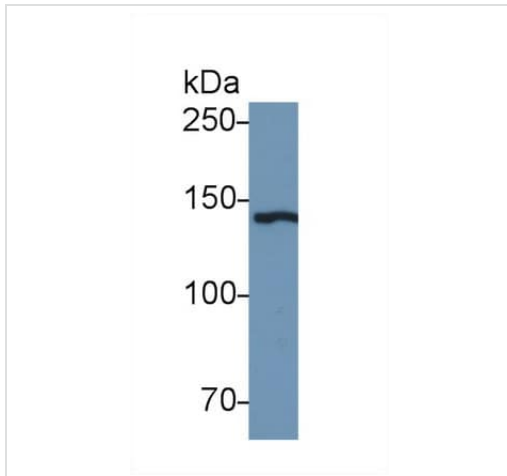
Predicted band size: 111 kDa



Western blot - Anti-ORP150 antibody (ab232902)

Anti-ORP150 antibody (ab232902) at 2 μ g/ml + Human lung lysate

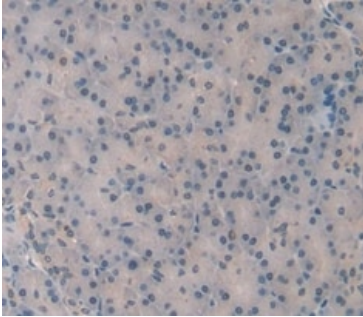
Predicted band size: 111 kDa



Western blot - Anti-ORP150 antibody (ab232902)

Anti-ORP150 antibody (ab232902) at 2 μ g/ml + Mouse heart lysate

Predicted band size: 111 kDa



Formalin-fixed, paraffin-embedded human pancreas tissue stained for ORP150 using ab232902 at 20 µg/ml in immunohistochemical analysis. DAB staining.

Immunohistochemistry (Formalin/PFA-fixed paraffin-embedded sections) - Anti-ORP150 antibody (ab232902)

Please note: All products are "FOR RESEARCH USE ONLY. NOT FOR USE IN DIAGNOSTIC PROCEDURES"

Our Abpromise to you: Quality guaranteed and expert technical support

- Replacement or refund for products not performing as stated on the datasheet
- Valid for 12 months from date of delivery
- Response to your inquiry within 24 hours
- We provide support in Chinese, English, French, German, Japanese and Spanish
- Extensive multi-media technical resources to help you
- We investigate all quality concerns to ensure our products perform to the highest standards

If the product does not perform as described on this datasheet, we will offer a refund or replacement. For full details of the Abpromise, please visit <https://www.abcam.com/abpromise> or contact our technical team.

Terms and conditions

- Guarantee only valid for products bought direct from Abcam or one of our authorized distributors