


Product datasheet

Anti-OXSM antibody ab154616

1 References 2 Images

Overview

Product name	Anti-OXSM antibody
Description	Rabbit polyclonal to OXSM
Host species	Rabbit
Tested applications	Suitable for: WB, IHC-P
Species reactivity	Reacts with: Human Predicted to work with: Mouse, Rat, Cow 
Immunogen	Recombinant fragment, corresponding to a region within amino acids 1-276 of Human OXSM (Uniprot ID: Q9NWU1).
Positive control	HeLa whole cell lysate; Human hepatoma tissue.
General notes	<p>Reproducibility is key to advancing scientific discovery and accelerating scientists' next breakthrough.</p> <p>Abcam is leading the way with our range of recombinant antibodies, knockout-validated antibodies and knockout cell lines, all of which support improved reproducibility.</p> <p>We are also planning to innovate the way in which we present recommended applications and species on our product datasheets, so that only applications & species that have been tested in our own labs, our suppliers or by selected trusted collaborators are covered by our Abpromise™ guarantee.</p> <p>In preparation for this, we have started to update the applications & species that this product is Abpromise guaranteed for.</p> <p>We are also updating the applications & species that this product has been “predicted to work with,” however this information is not covered by our Abpromise guarantee.</p> <p>Applications & species from publications and Abreviews that have not been tested in our own labs or in those of our suppliers are not covered by the Abpromise guarantee.</p> <p>Please check that this product meets your needs before purchasing. If you have any questions, special requirements or concerns, please send us an inquiry and/or contact our Support team ahead of purchase. Recommended alternatives for this product can be found below, as well as customer reviews and Q&As.</p>

Properties

Form	Liquid
-------------	--------

Storage instructions	Shipped at 4°C. Upon delivery aliquot. Store at -20°C or -80°C. Avoid freeze / thaw cycle.
Storage buffer	pH: 7.00 Preservative: 0.01% Thimerosal (merthiolate) Constituents: 78.99% PBS, 1% BSA, 20% Glycerol (glycerin, glycerine)
Purity	Immunogen affinity purified
Clonality	Polyclonal
Isotype	IgG

Applications

Our [Abpromise guarantee](#) covers the use of **ab154616** in the following tested applications.

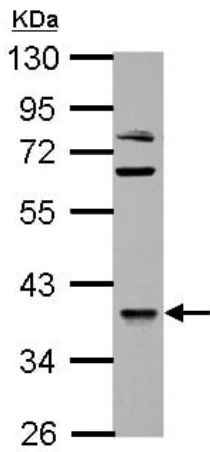
The application notes include recommended starting dilutions; optimal dilutions/concentrations should be determined by the end user.

Application	Abreviews	Notes
WB		1/500 - 1/3000. Predicted molecular weight: 48 kDa.
IHC-P		1/100 - 1/1000.

Target

Function	May play a role in the biosynthesis of lipoic acid as well as longer chain fatty acids required for optimal mitochondrial function.
Tissue specificity	Widely expressed. Higher expression in heart, skeletal muscle, liver and kidney which contain high levels of active mitochondria.
Pathway	Lipid metabolism; fatty acid biosynthesis.
Sequence similarities	Belongs to the beta-ketoacyl-ACP synthases family.
Cellular localization	Mitochondrion.

Images

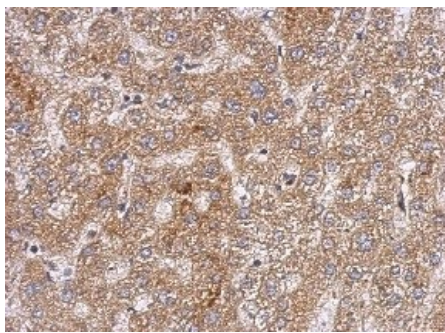


Western blot - Anti-OXSM antibody (ab154616)

Anti-OXSM antibody (ab154616) at 1/1000 dilution + HeLa whole cell lysate at 30 µg

Predicted band size: 48 kDa

10% SDS PAGE



Immunohistochemistry (Formalin/PFA-fixed paraffin-embedded sections) - Anti-OXSM antibody (ab154616)

Immunohistochemical analysis of paraffin-embedded Human hepatoma tissue labeling OXSM with ab154616 at 1/500 dilution.

Please note: All products are "FOR RESEARCH USE ONLY. NOT FOR USE IN DIAGNOSTIC PROCEDURES"

Our Abpromise to you: Quality guaranteed and expert technical support

- Replacement or refund for products not performing as stated on the datasheet
- Valid for 12 months from date of delivery
- Response to your inquiry within 24 hours
- We provide support in Chinese, English, French, German, Japanese and Spanish
- Extensive multi-media technical resources to help you
- We investigate all quality concerns to ensure our products perform to the highest standards

If the product does not perform as described on this datasheet, we will offer a refund or replacement. For full details of the Abpromise, please visit <https://www.abcam.com/abpromise> or contact our technical team.

Terms and conditions

- Guarantee only valid for products bought direct from Abcam or one of our authorized distributors