


Product datasheet

Anti-PAFAH2 antibody ab199293

2 Images

Overview

Product name	Anti-PAFAH2 antibody
Description	Rabbit polyclonal to PAFAH2
Host species	Rabbit
Tested applications	Suitable for: WB, IHC-P
Species reactivity	Reacts with: Human Predicted to work with: Mouse, Rat 
Immunogen	Synthetic peptide corresponding to Human PAFAH2 (internal sequence). NP_000428 Database link: Q99487
Positive control	231 and Jurkat cell lysates. Human thyroid cancer tissue.
General notes	<p>Reproducibility is key to advancing scientific discovery and accelerating scientists' next breakthrough.</p> <p>Abcam is leading the way with our range of recombinant antibodies, knockout-validated antibodies and knockout cell lines, all of which support improved reproducibility.</p> <p>We are also planning to innovate the way in which we present recommended applications and species on our product datasheets, so that only applications & species that have been tested in our own labs, our suppliers or by selected trusted collaborators are covered by our Abpromise™ guarantee.</p> <p>In preparation for this, we have started to update the applications & species that this product is Abpromise guaranteed for.</p> <p>We are also updating the applications & species that this product has been “predicted to work with,” however this information is not covered by our Abpromise guarantee.</p> <p>Applications & species from publications and Abreviews that have not been tested in our own labs or in those of our suppliers are not covered by the Abpromise guarantee.</p> <p>Please check that this product meets your needs before purchasing. If you have any questions, special requirements or concerns, please send us an inquiry and/or contact our Support team ahead of purchase. Recommended alternatives for this product can be found below, as well as customer reviews and Q&As.</p>

Properties

Form	Liquid
-------------	--------

Storage instructions	Shipped at 4°C. Store at +4°C short term (1-2 weeks). Upon delivery aliquot. Store at -20°C long term. Avoid freeze / thaw cycle.
Storage buffer	pH: 7.4 Preservative: 0.05% Sodium azide Constituents: 49% PBS, 50% Glycerol (glycerin, glycerine)
Purity	Immunogen affinity purified
Clonality	Polyclonal
Isotype	IgG

Applications

Our [Abpromise guarantee](#) covers the use of **ab199293** in the following tested applications.

The application notes include recommended starting dilutions; optimal dilutions/concentrations should be determined by the end user.

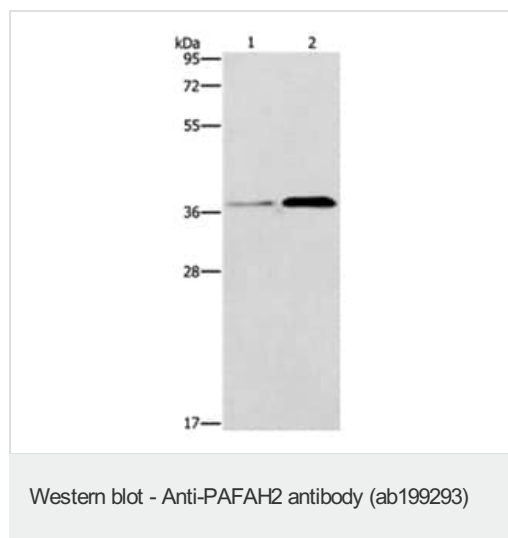
Application	Abreviews	Notes
WB		1/200 - 1/1000. Predicted molecular weight: 44 kDa.
IHC-P		1/100 - 1/300.

Target

Relevance PAFAH2 is a single-subunit intracellular enzyme that catalyzes the removal of the acetyl group at the SN-2 position of platelet-activating factor (identified as 1-O-alkyl-2-acetyl-sn-glycerol-3-phosphorylcholine).

Cellular localization Cytoplasmic

Images



All lanes : Anti-PAFAH2 antibody (ab199293) at 1/300 dilution

Lane 1 : 231 cell lysate

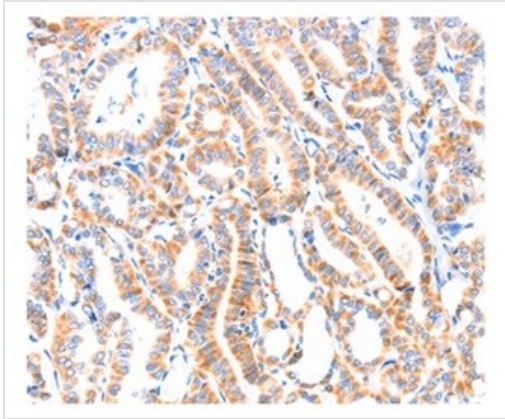
Lane 2 : Jurkat cell lysate

Lysates/proteins at 40 µg per lane.

Predicted band size: 44 kDa

Exposure time: 20 seconds

Gel: 10% SDS-PAGE



Immunohistochemical analysis of paraffin-embedded Human thyroid cancer tissue labeling PAFAH2 using ab199293 at 1/80 dilution.

Immunohistochemistry (Formalin/PFA-fixed paraffin-embedded sections) - Anti-PAFAH2 antibody (ab199293)

Please note: All products are "FOR RESEARCH USE ONLY. NOT FOR USE IN DIAGNOSTIC PROCEDURES"

Our Abpromise to you: Quality guaranteed and expert technical support

- Replacement or refund for products not performing as stated on the datasheet
- Valid for 12 months from date of delivery
- Response to your inquiry within 24 hours
- We provide support in Chinese, English, French, German, Japanese and Spanish
- Extensive multi-media technical resources to help you
- We investigate all quality concerns to ensure our products perform to the highest standards

If the product does not perform as described on this datasheet, we will offer a refund or replacement. For full details of the Abpromise, please visit <https://www.abcam.com/abpromise> or contact our technical team.

Terms and conditions

- Guarantee only valid for products bought direct from Abcam or one of our authorized distributors