




Product datasheet

Anti-PCDH19 antibody - C-terminal ab191198

1 Image

Overview

Product name	Anti-PCDH19 antibody - C-terminal
Description	Rabbit polyclonal to PCDH19 - C-terminal
Host species	Rabbit
Tested applications	Suitable for: WB
Species reactivity	<p>Reacts with: Mouse, Human</p> <p>Predicted to work with: Rabbit, Horse, Chimpanzee, Rhesus monkey, Gorilla, Common marmoset, Orangutan, <i>Xenopus tropicalis</i> </p>
Immunogen	<p>Synthetic peptide within Human PCDH19 aa 1098-1148 (C terminal). The exact sequence is proprietary.</p> <p>Sequence:</p> <p>VNN VNNGPTRPSE AEPRGADSEK VMHEVSPILK EGRNKESPGV KRLKDVL</p> <p>Database link: Q8TAB3</p> <p style="text-align: right;">  Run BLAST with  Run BLAST with </p>
Positive control	293T, TCMK-1 and NIH3T3 whole cell lysates.
General notes	<p>Reproducibility is key to advancing scientific discovery and accelerating scientists' next breakthrough.</p> <p>Abcam is leading the way with our range of recombinant antibodies, knockout-validated antibodies and knockout cell lines, all of which support improved reproducibility.</p> <p>We are also planning to innovate the way in which we present recommended applications and species on our product datasheets, so that only applications & species that have been tested in our own labs, our suppliers or by selected trusted collaborators are covered by our Abpromise™ guarantee.</p> <p>In preparation for this, we have started to update the applications & species that this product is Abpromise guaranteed for.</p> <p>We are also updating the applications & species that this product has been “predicted to work with,” however this information is not covered by our Abpromise guarantee.</p> <p>Applications & species from publications and Abreviews that have not been tested in our own labs or in those of our suppliers are not covered by the Abpromise guarantee.</p> <p>Please check that this product meets your needs before purchasing. If you have any questions, special requirements or concerns, please send us an inquiry and/or contact our Support team</p>

ahead of purchase. Recommended alternatives for this product can be found below, as well as customer reviews and Q&As.

Properties

Form	Liquid
Storage instructions	Shipped at 4°C. Store at +4°C short term (1-2 weeks). Upon delivery aliquot. Store at -20°C long term. Avoid freeze / thaw cycle.
Storage buffer	pH: 7 Preservative: 0.09% Sodium azide Constituent: 99% Tris citrate/phosphate
Purity	pH 7-8 Immunogen affinity purified
Clonality	Polyclonal
Isotype	IgG

Applications

Our [Abpromise guarantee](#) covers the use of **ab191198** in the following tested applications.

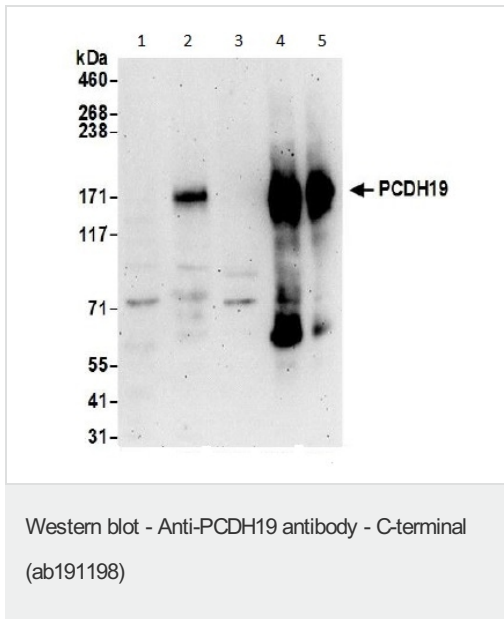
The application notes include recommended starting dilutions; optimal dilutions/concentrations should be determined by the end user.

Application	Abreviews	Notes
WB		1/500 - 1/2500. Predicted molecular weight: 126 kDa.

Target

Function	Potential calcium-dependent cell-adhesion protein.
Tissue specificity	Moderately expressed in all regions of the brain examined, with lowest levels found in the cerebellum. Moderate expression is also found in ovary, and low expression in all other tissues tested. Also detected in primary skin fibroblast.
Involvement in disease	Epileptic encephalopathy, early infantile, 9
Sequence similarities	Contains 6 cadherin domains.
Developmental stage	Expressed in developing cortical plate, amygdala and subcortical regions and in the ganglionic eminence.
Cellular localization	Cell membrane.

Images



All lanes : Anti-PCDH19 antibody - C-terminal (ab191198) at 1 mg/ml

Lane 1 : Whole cell lysate from HeLa cells in RIPA buffer at 50 µg

Lane 2 : Whole cell lysate from 293T cells in RIPA buffer at 50 µg

Lane 3 : Whole cell lysate from Jurkat cells in RIPA buffer at 50 µg

Lane 4 : Whole cell lysate from TCMK-1 cells in NETN buffer at 10 µg

Lane 5 : Whole cell lysate from NIH3T3 cells in NETN buffer at 10 µg

Predicted band size: 126 kDa

Please note: All products are "FOR RESEARCH USE ONLY. NOT FOR USE IN DIAGNOSTIC PROCEDURES"

Our Abpromise to you: Quality guaranteed and expert technical support

- Replacement or refund for products not performing as stated on the datasheet
- Valid for 12 months from date of delivery
- Response to your inquiry within 24 hours
- We provide support in Chinese, English, French, German, Japanese and Spanish
- Extensive multi-media technical resources to help you
- We investigate all quality concerns to ensure our products perform to the highest standards

If the product does not perform as described on this datasheet, we will offer a refund or replacement. For full details of the Abpromise, please visit <https://www.abcam.com/abpromise> or contact our technical team.

Terms and conditions

- Guarantee only valid for products bought direct from Abcam or one of our authorized distributors