



Product datasheet

Anti-Peroxiredoxin 3/PRDX3 antibody ab222807

2 References 5 Images

Overview

| | |
|----------------------------|---|
| Product name | Anti-Peroxiredoxin 3/PRDX3 antibody |
| Description | Rabbit polyclonal to Peroxiredoxin 3/PRDX3 |
| Host species | Rabbit |
| Tested applications | Suitable for: WB, IHC-P, ICC/IF, IP |
| Species reactivity | Reacts with: Mouse, Human |
| Immunogen | <p>Recombinant fragment corresponding to Human Peroxiredoxin 3/PRDX3 aa 63-256. Sequence:</p> <p>PAVTQHAPYFKGTAVVNGEFKDLSDDFKGGKYLVLFFYPL DFTFVCPTEI VAFSDKANEFHDVNCEVVAVSVDSHFSLAWINTPRKNG GLGHMNIALLS DLTKQISRDIYGVLLLEGSLALRGLFIIDPNGVIKHLVNDLP VGRSVEET LRLVKAFQYVETHGEVCPANWTPDSPTIKPSPAASKEYFQ KVNQ</p> <p>Database link: P30048</p> <p style="text-align: right;"> Run BLAST with  Run BLAST with</p> |
| Positive control | WB: HeLa, HepG2 and MCF7 whole cell lysates; Mouse heart, liver, brain, lung, kidney and stomach lysates. IHC-P: Human lung cancer and renal tissues. ICC/IF: HepG2 cells. IP: HeLa whole cell lysate. |
| General notes | <p>This product was previously labelled as Peroxiredoxin 3</p> <p>Reproducibility is key to advancing scientific discovery and accelerating scientists' next breakthrough.</p> <p>Abcam is leading the way with our range of recombinant antibodies, knockout-validated antibodies and knockout cell lines, all of which support improved reproducibility.</p> <p>We are also planning to innovate the way in which we present recommended applications and species on our product datasheets, so that only applications & species that have been tested in our own labs, our suppliers or by selected trusted collaborators are covered by our Abpromise™ guarantee.</p> <p>In preparation for this, we have started to update the applications & species that this product is</p> |

Abpromise guaranteed for.

We are also updating the applications & species that this product has been “predicted to work with,” however this information is not covered by our Abpromise guarantee.

Applications & species from publications and Abreviews that have not been tested in our own labs or in those of our suppliers are not covered by the Abpromise guarantee.

Please check that this product meets your needs before purchasing. If you have any questions, special requirements or concerns, please send us an inquiry and/or contact our Support team ahead of purchase. Recommended alternatives for this product can be found below, as well as customer reviews and Q&As.

Properties

| | |
|-----------------------------|---|
| Form | Liquid |
| Storage instructions | Shipped at 4°C. Store at +4°C short term (1-2 weeks). Upon delivery aliquot. Store at -20°C long term. Avoid freeze / thaw cycle. |
| Storage buffer | pH: 7.40 Constituents: 50% Glycerol (glycerin, glycerine), PBS, 0.03% Proclin 300 |
| Purity | Protein G purified |
| Purification notes | Purity >95%. |
| Clonality | Polyclonal |
| Isotype | IgG |

Applications

Our [Abpromise guarantee](#) covers the use of **ab222807** in the following tested applications.

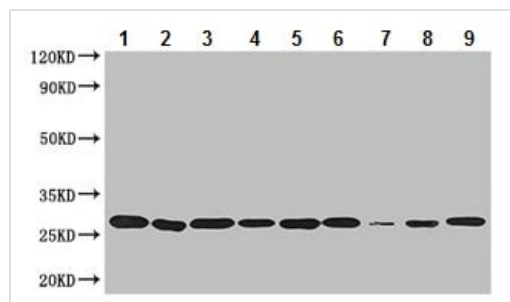
The application notes include recommended starting dilutions; optimal dilutions/concentrations should be determined by the end user.

| Application | Abreviews | Notes |
|-------------|-----------|---|
| WB | | 1/500 - 1/5000. Predicted molecular weight: 28 kDa. |
| IHC-P | | 1/20 - 1/200. |
| ICC/IF | | 1/50 - 1/200. |
| IP | | 1/200 - 1/2000. |

Target

| | |
|------------------------------|---|
| Function | Involved in redox regulation of the cell. Protects radical-sensitive enzymes from oxidative damage by a radical-generating system. Acts synergistically with MAP3K13 to regulate the activation of NF-kappa-B in the cytosol. |
| Sequence similarities | Belongs to the ahpC/TSA family. Contains 1 thioredoxin domain. |

Images



Western blot - Anti-Peroxiredoxin 3/PRDX3 antibody (ab222807)

All lanes : Anti-Peroxiredoxin 3/PRDX3 antibody (ab222807) at 1/500 dilution

Lane 1 : HeLa (human epithelial cell line from cervix adenocarcinoma) whole cell lysate

Lane 2 : HepG2 (human liver hepatocellular carcinoma cell line) whole cell lysate

Lane 3 : MCF7 (human breast adenocarcinoma cell line) whole cell lysate

Lane 4 : Mouse heart lysate

Lane 5 : Mouse liver lysate

Lane 6 : Mouse brain lysate

Lane 7 : Mouse lung lysate

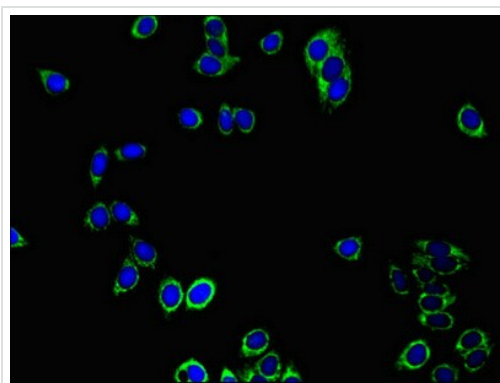
Lane 8 : Mouse kidney lysate

Lane 9 : Mouse stomach lysate

Secondary

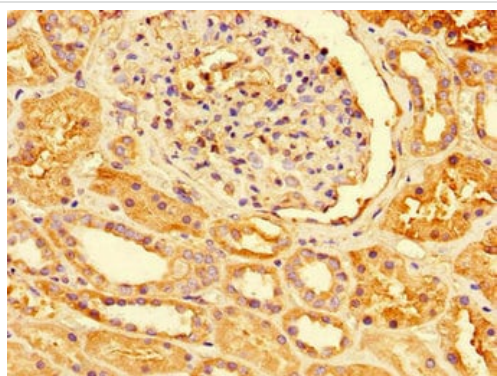
All lanes : Goat polyclonal to rabbit IgG at 1/50000 dilution

Predicted band size: 28 kDa



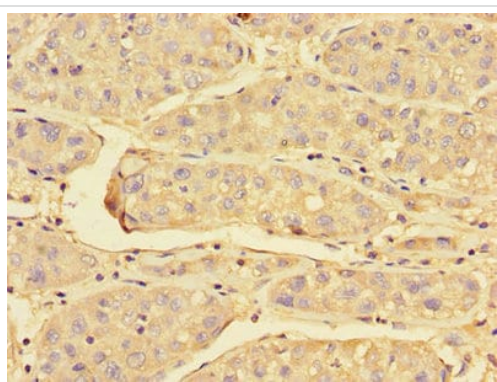
Immunocytochemistry/ Immunofluorescence - Anti-Peroxiredoxin 3/PRDX3 antibody (ab222807)

HepG2 (human liver hepatocellular carcinoma cell line) cells stained for Peroxiredoxin 3/PRDX3 (green) using ab222807 at 1/100 dilution in ICC/IF, followed by Alexa Fluor 488[®] conjugated Goat Anti-Rabbit IgG (H+L).



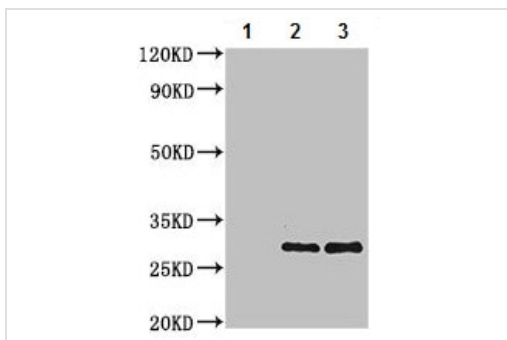
Immunohistochemistry (Formalin/PFA-fixed paraffin-embedded sections) - Anti-Peroxiredoxin 3/PRDX3 antibody (ab222807)

Paraffin-embedded human renal tissue stained for Peroxiredoxin 3/PRDX3 using ab222807 at 1/100 dilution in immunohistochemical analysis.



Immunohistochemistry (Formalin/PFA-fixed paraffin-embedded sections) - Anti-Peroxiredoxin 3/PRDX3 antibody (ab222807)

Paraffin-embedded human lung cancer tissue stained for Peroxiredoxin 3/PRDX3 using ab222807 at 1/100 dilution in immunohistochemical analysis.



Immunoprecipitation - Anti-Peroxiredoxin 3/PRDX3 antibody (ab222807)

Peroxiredoxin 3/PRDX3 was immunoprecipitated from HeLa (human epithelial cell line from cervix adenocarcinoma) whole cell lysate with ab222807 at 1/200 dilution. Western blot was performed from the immunoprecipitate using ab222807, followed by HRP-conjugated Protein G secondary antibody at 1/2000 dilution.

Lane 1: Rabbit monoclonal IgG (1 µg) instead of ab222807 in HeLa whole cell lysate.

Lane 2: ab222807 IP in HeLa whole cell lysate (500 µg).

Lane 3: HeLa whole cell lysate (10 µg) (Input).

Please note: All products are "FOR RESEARCH USE ONLY. NOT FOR USE IN DIAGNOSTIC PROCEDURES"

Our Abpromise to you: Quality guaranteed and expert technical support

- Replacement or refund for products not performing as stated on the datasheet
- Valid for 12 months from date of delivery
- Response to your inquiry within 24 hours

- We provide support in Chinese, English, French, German, Japanese and Spanish
- Extensive multi-media technical resources to help you
- We investigate all quality concerns to ensure our products perform to the highest standards

If the product does not perform as described on this datasheet, we will offer a refund or replacement. For full details of the Abpromise, please visit <https://www.abcam.com/abpromise> or contact our technical team.

Terms and conditions

- Guarantee only valid for products bought direct from Abcam or one of our authorized distributors