




Product datasheet

Anti-Phosphatidic acid phosphatase type 2B antibody ab221918

1 Image

Overview

Product name	Anti-Phosphatidic acid phosphatase type 2B antibody
Description	Rabbit polyclonal to Phosphatidic acid phosphatase type 2B
Host species	Rabbit
Tested applications	Suitable for: ICC/IF, WB
Species reactivity	Reacts with: Human Predicted to work with: Mouse, Rat 
Immunogen	Recombinant fragment corresponding to Human Phosphatidic acid phosphatase type 2B aa 275-311. Sequence: SDFLTKTKTTLSPAPAIRKEILSPVDIIDRNNHHNMM Database link: O14495  Run BLAST with  Run BLAST with
Positive control	WB: RT4 whole cell lysate. ICC/IF: HepG2 cells.
General notes	<p>Reproducibility is key to advancing scientific discovery and accelerating scientists' next breakthrough.</p> <p>Abcam is leading the way with our range of recombinant antibodies, knockout-validated antibodies and knockout cell lines, all of which support improved reproducibility.</p> <p>We are also planning to innovate the way in which we present recommended applications and species on our product datasheets, so that only applications & species that have been tested in our own labs, our suppliers or by selected trusted collaborators are covered by our Abpromise™ guarantee.</p> <p>In preparation for this, we have started to update the applications & species that this product is Abpromise guaranteed for.</p> <p>We are also updating the applications & species that this product has been “predicted to work with,” however this information is not covered by our Abpromise guarantee.</p> <p>Applications & species from publications and Abreviews that have not been tested in our own labs or in those of our suppliers are not covered by the Abpromise guarantee.</p> <p>Please check that this product meets your needs before purchasing. If you have any questions, special requirements or concerns, please send us an inquiry and/or contact our Support team</p>

ahead of purchase. Recommended alternatives for this product can be found below, as well as customer reviews and Q&As.

Properties

Form	Liquid
Storage instructions	Shipped at 4°C. Store at +4°C short term (1-2 weeks). Upon delivery aliquot. Store at -20°C long term. Avoid freeze / thaw cycle.
Storage buffer	pH: 7.20 Preservative: 0.02% Sodium azide Constituents: 40% Glycerol (glycerin, glycerine), PBS
Purity	Immunogen affinity purified
Clonality	Polyclonal
Isotype	IgG

Applications

Our [Abpromise guarantee](#) covers the use of **ab221918** in the following tested applications.

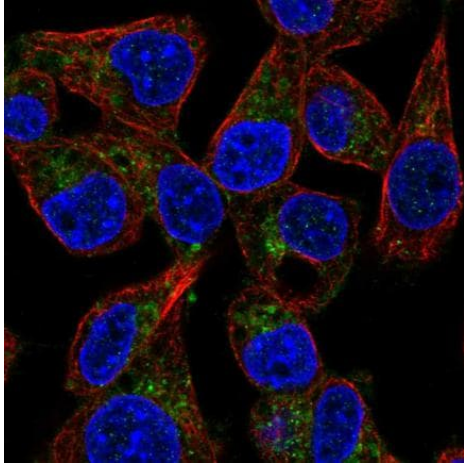
The application notes include recommended starting dilutions; optimal dilutions/concentrations should be determined by the end user.

Application	Abreviews	Notes
ICC/IF		Use a concentration of 0.25 - 2 µg/ml. Fixation/Permeabilization: PFA/Triton X-100.
WB		Use a concentration of 0.04 - 0.4 µg/ml. Predicted molecular weight: 35 kDa.

Target

Function	Catalyzes the conversion of phosphatidic acid (PA) to diacylglycerol (DG). In addition it hydrolyzes lysophosphatidic acid (LPA), ceramide-1-phosphate (C-1-P) and sphingosine-1-phosphate (S-1-P). The relative catalytic efficiency is LPA = PA > C-1-P > S-1-P. May be involved in cell adhesion and in cell-cell interactions.
Tissue specificity	Ubiquitously expressed. Highly expressed in heart and placenta.
Sequence similarities	Belongs to the PA-phosphatase related phosphoesterase family.
Post-translational modifications	N-glycosylated. Contains high-mannose oligosaccharides.
Cellular localization	Golgi apparatus > trans-Golgi network membrane. Cell membrane.

Images



PFA-fixed, Triton X-100 permeabilized RT4 (human urinary bladder cancer cell line) cells stained for phosphatidic acid phosphatase type 2B (green) using ab221918 (4 µg/ml) in ICC/IF.

Immunocytochemistry/ Immunofluorescence - Anti-Phosphatidic acid phosphatase type 2B antibody (ab221918)

Please note: All products are "FOR RESEARCH USE ONLY. NOT FOR USE IN DIAGNOSTIC PROCEDURES"

Our Abpromise to you: Quality guaranteed and expert technical support

- Replacement or refund for products not performing as stated on the datasheet
- Valid for 12 months from date of delivery
- Response to your inquiry within 24 hours
- We provide support in Chinese, English, French, German, Japanese and Spanish
- Extensive multi-media technical resources to help you
- We investigate all quality concerns to ensure our products perform to the highest standards

If the product does not perform as described on this datasheet, we will offer a refund or replacement. For full details of the Abpromise, please visit <https://www.abcam.com/abpromise> or contact our technical team.

Terms and conditions

- Guarantee only valid for products bought direct from Abcam or one of our authorized distributors