


Product datasheet

Anti-PIGS antibody [EPR11275(B)] ab157211

Recombinant RabMAb

1 Abreviews 1 References 3 Images

Overview

Product name	Anti-PIGS antibody [EPR11275(B)]
Description	Rabbit monoclonal [EPR11275(B)] to PIGS
Host species	Rabbit
Tested applications	Suitable for: WB, IP Unsuitable for: Flow Cyt, ICC/IF or IHC-P
Species reactivity	Reacts with: Human Predicted to work with: Mouse, Rat 
Immunogen	Synthetic peptide. This information is proprietary to Abcam and/or its suppliers.
Positive control	PC-3, fetal liver, HeLa and A431 lysates; Immunoprecipitation pellet from HeLa whole cell lysate (ab150035)
General notes	This product is a recombinant monoclonal antibody, which offers several advantages including: <ul style="list-style-type: none"> - High batch-to-batch consistency and reproducibility - Improved sensitivity and specificity - Long-term security of supply - Animal-free production For more information see here . Our RabMAb [®] technology is a patented hybridoma-based technology for making rabbit monoclonal antibodies. For details on our patents, please refer to RabMAb[®] patents .

Properties

Form	Liquid
Storage instructions	Shipped at 4°C. Upon delivery aliquot and store at -20°C. Avoid repeated freeze / thaw cycles.
Storage buffer	pH: 7.2 Preservative: 0.01% Sodium azide Constituents: 9% PBS, 40% Glycerol (glycerin, glycerine), 0.05% BSA, 50% Tissue culture supernatant
Purity	Tissue culture supernatant
Clonality	Monoclonal

Clone number EPR11275(B)

Isotype IgG

Applications

The Abpromise guarantee Our [Abpromise guarantee](#) covers the use of ab157211 in the following tested applications.

The application notes include recommended starting dilutions; optimal dilutions/concentrations should be determined by the end user.

Application	Abreviews	Notes
WB		1/1000 - 1/10000. Predicted molecular weight: 62 kDa.
IP		1/10 - 1/100.

Application notes Is unsuitable for Flow Cyt, ICC/IF or IHC-P.

Target

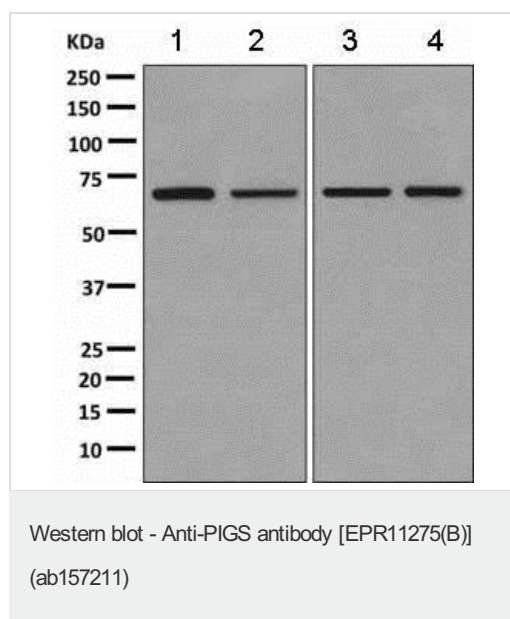
Function Component of the GPI transamidase complex. Essential for transfer of GPI to proteins, particularly for formation of carbonyl intermediates.

Pathway Glycolipid biosynthesis; glycosylphosphatidylinositol-anchor biosynthesis.

Sequence similarities Belongs to the PIGS family.

Cellular localization Endoplasmic reticulum membrane.

Images



All lanes : Anti-PIGS antibody [EPR11275(B)] (ab157211) at 1/1000 dilution

Lane 1 : PC-3 cell lysate


Lane 2 : Fetal liver cell lysate

Lane 3 : HeLa cell lysate

Lane 4 : A431 cell lysate

Lysates/proteins at 10 µg per lane.

Predicted band size: 62 kDa




Immunoprecipitation analysis of pellet from HeLa cell lysate labeling PIGS using ab157211 at 1/10 dilution.

Anti-PIGS antibody [EPR11275(B)] (ab157211) at 1/1000 dilution + Immunoprecipitation pellet from HeLa cell lysate at 10 µg

Immunoprecipitation - Anti-PIGS antibody [EPR11275(B)] (ab157211)

Why choose a recombinant antibody?

 <p>Research with confidence Consistent and reproducible results</p>	 <p>Long-term and scalable supply Recombinant technology</p>
 <p>Success from the first experiment Confirmed specificity</p>	 <p>Ethical standards compliant Animal-free production</p>

Anti-PIGS antibody [EPR11275(B)] (ab157211)

Please note: All products are "FOR RESEARCH USE ONLY. NOT FOR USE IN DIAGNOSTIC PROCEDURES"

Our Abpromise to you: Quality guaranteed and expert technical support

- Replacement or refund for products not performing as stated on the datasheet
- Valid for 12 months from date of delivery
- Response to your inquiry within 24 hours
- We provide support in Chinese, English, French, German, Japanese and Spanish
- Extensive multi-media technical resources to help you
- We investigate all quality concerns to ensure our products perform to the highest standards

If the product does not perform as described on this datasheet, we will offer a refund or replacement. For full details of the Abpromise,

please visit <https://www.abcam.com/abpromise> or contact our technical team.

Terms and conditions

- Guarantee only valid for products bought direct from Abcam or one of our authorized distributors