




Product datasheet

Anti-PIP5K1 beta antibody ab236114

1 Image

Overview

Product name	Anti-PIP5K1 beta antibody
Description	Rabbit polyclonal to PIP5K1 beta
Host species	Rabbit
Tested applications	Suitable for: IHC-P
Species reactivity	Reacts with: Human Predicted to work with: Mouse, Rat 
Immunogen	Recombinant fragment corresponding to Human PIP5K1 beta aa 190-470. Sequence: NVLPRSMRMHFTYDLKGSTYKRRASRKEREKSNPTFK DLDFLQDMHEGLY FDTETYNALMKTQRDCRVLESFKIMDYSLLLGIHFLDH SLKEKEEETPQ NVPDAKRTGMQKVLYSTAMESIQGPGKSGDGIITENPD TMGGIPAKSHRG EKLLLFMGIIDILQSYRLMKKLEHSWKALVYDGDVSVH RPSFYADRFLK FMNSRVFKKIQALKASPSKKRCNSIAALKATSQEIVSSI SQEWKDEKRDL LTEGQSFSSLDDEEALGSRHRPDLVPSTPSLF Database link: O14986 <div style="float: right; margin-top: 10px;">  Run BLAST with  Run BLAST with </div>
Positive control	IHC-P: Human skeletal muscle tissue.

Properties

Form	Liquid
Storage instructions	Shipped at 4°C. Store at +4°C short term (1-2 weeks). Upon delivery aliquot. Store at -20°C long term. Avoid freeze / thaw cycle.
Storage buffer	pH: 7.30 Preservative: 0.02% Sodium azide Constituents: PBS, 50% Glycerol

Purity	Immunogen affinity purified
Clonality	Polyclonal
Isotype	IgG

Applications

Our [Abpromise guarantee](#) covers the use of **ab236114** in the following tested applications.

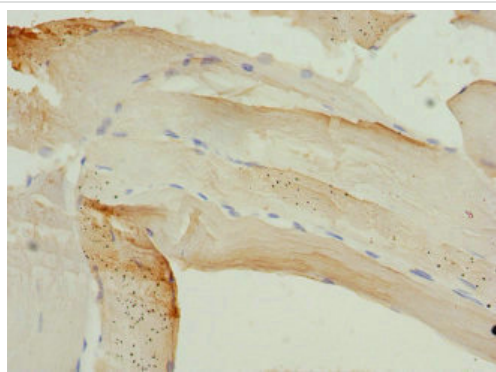
The application notes include recommended starting dilutions; optimal dilutions/concentrations should be determined by the end user.

Application	Abreviews	Notes
IHC-P		1/20 - 1/200.

Target

Function	Mediates RAC1-dependent reorganization of actin filaments (By similarity). Participates in the biosynthesis of phosphatidylinositol-4,5-bisphosphate.
Tissue specificity	Detected in heart, pancreas, brain, kidney, skeletal muscle and lung.
Sequence similarities	Contains 1 PIPK domain.
Cellular localization	Endomembrane system. Associated with membranes.

Images



Paraffin-embedded human skeletal muscle tissue stained for PIP5K1 beta using ab236114 at 1/100 dilution in immunohistochemical analysis.

Immunohistochemistry (Formalin/PFA-fixed paraffin-embedded sections) - Anti-PIP5K1 beta antibody (ab236114)

Please note: All products are "FOR RESEARCH USE ONLY. NOT FOR USE IN DIAGNOSTIC PROCEDURES"

Our Abpromise to you: Quality guaranteed and expert technical support

- Replacement or refund for products not performing as stated on the datasheet

- Valid for 12 months from date of delivery
- Response to your inquiry within 24 hours

- We provide support in Chinese, English, French, German, Japanese and Spanish
- Extensive multi-media technical resources to help you
- We investigate all quality concerns to ensure our products perform to the highest standards

If the product does not perform as described on this datasheet, we will offer a refund or replacement. For full details of the Abpromise, please visit <https://www.abcam.com/abpromise> or contact our technical team.

Terms and conditions

- Guarantee only valid for products bought direct from Abcam or one of our authorized distributors