

# Aldehyde Assay Kit (Colorimetric) ab112113

★★★★★ [1 Abreviews](#) [3 References](#) [6 Images](#)

## Overview

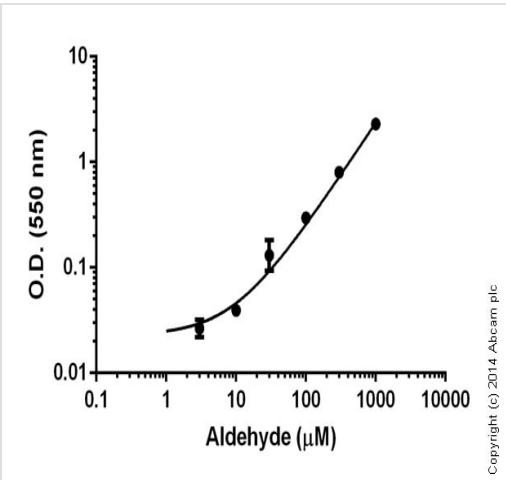
<b>Product name</b>	Aldehyde Assay Kit (Colorimetric)
<b>Detection method</b>	Colorimetric
<b>Sample type</b>	Saliva, Plasma, Cell culture extracts, Adherent cells, Suspension cells
<b>Assay type</b>	Quantitative
<b>Species reactivity</b>	<b>Reacts with:</b> Mammals, Other species
<b>Product overview</b>	<p>Aldehyde Assay Kit (Colorimetric) ab112113 is a sensitive, one-step colorimetric assay to detect as little as 1 nanomole of aldehyde in a 100 µL assay volume (10 µM). The assay can be performed in a convenient 96-well or 384-well microtiter-plate format and readily adapted to automation without a separation step.</p> <p>The aldehyde assay protocol uses a proprietary dye that generates a chromogenic product upon reacting with an aldehyde. Most of the existing aldehyde test methods are based on separations either by the tedious and expensive HPLC-MS or GC-MS.</p> <p>The signal is read with an absorbance microplate reader at 405 or 550 nm.</p> <p>Aldehyde assay protocol summary:</p> <ul style="list-style-type: none"> <li>- add samples and standards to wells</li> <li>- add reaction mix and incubate for 30-60 min</li> <li>- analyze with a microplate reader</li> </ul>
<b>Notes</b>	<p>Previously called Aldehyde Quantification Assay Kit (Colorimetric).</p> <p>This kit has been used for monitoring activities of oxidases that convert an amino group to an aldehyde group.</p> <p>ab112113 should be stored desiccated.</p>
<b>Platform</b>	Microplate reader

## Properties

**Storage instructions** Store at -20°C. Please refer to protocols.

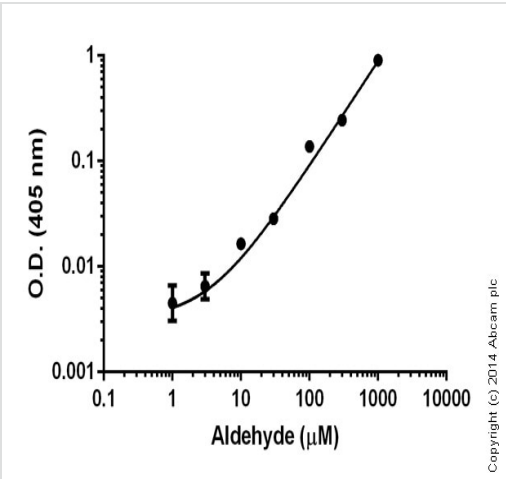
Components	200 tests
Aldehyde Standard	1 vial
Assay Buffer	1 x 10ml
Dilution Buffer	1 x 20ml
Yellow Indicator	2 units

Images



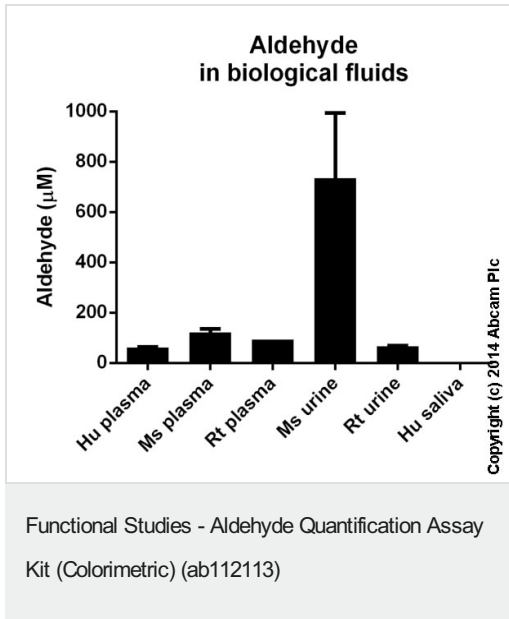
Standard curve: mean of duplicates (+/- SD) with background reads subtracted

Functional Studies - Aldehyde Quantification Assay  
Kit (Colorimetric) (ab112113)

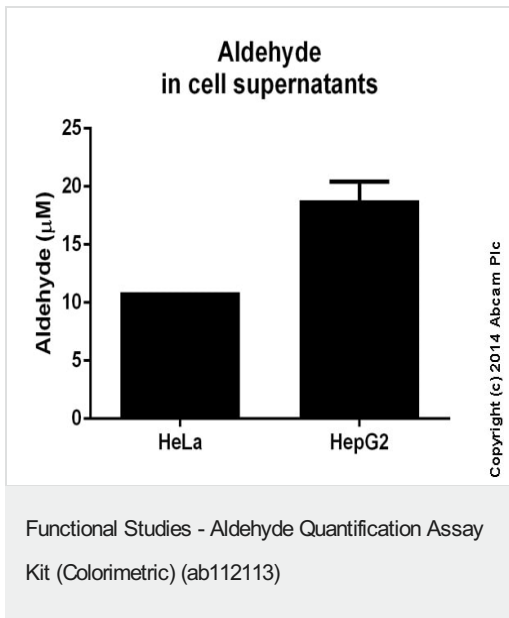


Standard curve: mean of duplicates (+/- SD) with background reads subtracted

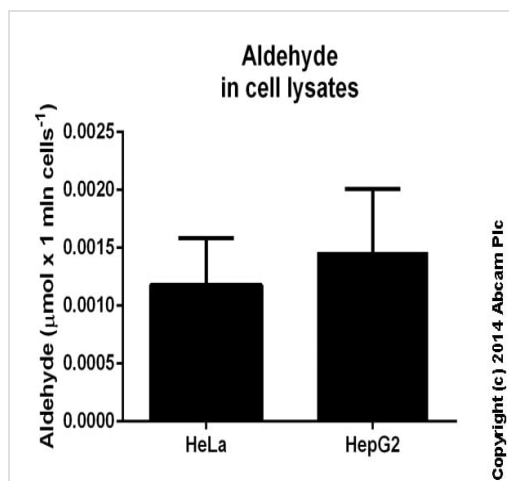
Functional Studies - Aldehyde Quantification Assay  
Kit (Colorimetric) (ab112113)



Aldehyde measured in biological fluids showing quantity (uM) per mL of tested sample. Values calculated based on the 550 nm Standard Curve. Samples diluted 1-10 fold.



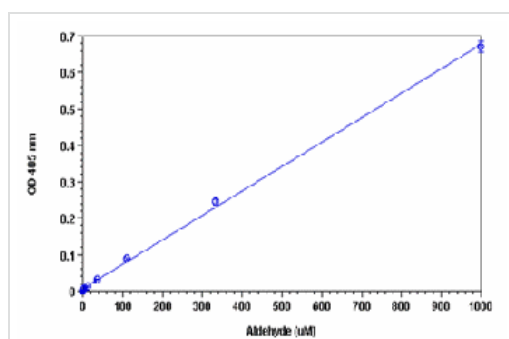
Aldehyde measured in cell culture supernatants showing quantity (uM) per mL of tested sample. Values calculated based on the 405 nm Standard Curve. Samples diluted 2 fold.



Functional Studies - Aldehyde Quantification Assay  
Kit (Colorimetric) (ab112113)

Aldehyde measured in cell lysates showing quantity (μM) per 1 mln cells. Values calculated based on the 550 nm Standard Curve.

Samples with the concentration of 1.26e8 cells/mL (HeLa) and 1e8 cells/mL (HepG2) were used. Samples were diluted 3 fold.



Functional Studies - Aldehyde Quantification Assay  
Kit (Colorimetric) (ab112113)

Aldehyde dose response was measured in a 96-well black plate with ab112113. As low as 10 μM (1 nanomol/well) of aldehyde can be detected with 30 minutes incubation (n=3). Standard curve was read at 405 nm.

**Please note:** All products are "FOR RESEARCH USE ONLY. NOT FOR USE IN DIAGNOSTIC PROCEDURES"

## Our Abpromise to you: Quality guaranteed and expert technical support

- Replacement or refund for products not performing as stated on the datasheet
- Valid for 12 months from date of delivery
- Response to your inquiry within 24 hours
- We provide support in Chinese, English, French, German, Japanese and Spanish
- Extensive multi-media technical resources to help you
- We investigate all quality concerns to ensure our products perform to the highest standards

If the product does not perform as described on this datasheet, we will offer a refund or replacement. For full details of the Abpromise, please visit <https://www.abcam.com/abpromise> or contact our technical team.

## Terms and conditions

- Guarantee only valid for products bought direct from Abcam or one of our authorized distributors