

Product datasheet

Albumin (BCG) Assay Kit (Colorimetric) ab235628

[3 References](#) [3 Images](#)

Overview

Product name	Albumin (BCG) Assay Kit (Colorimetric)
Detection method	Colorimetric
Sample type	Serum
Assay type	Quantitative
Sensitivity	5 µg
Species reactivity	Reacts with: Mammals
Product overview	Albumin (BCG) Assay Kit (Colorimetric) (ab235628) is a simple high-throughput assay that detects Albumin concentration in serum.

The assay is based on the selective interaction between Bromocresol Green (BCG) and albumin forming a chromophore that can be detected at 620 nm. The signal is directly proportional to the amount of albumin present in the serum. BCG does not react with other abundant plasma proteins like IgG.

The assay can detect as low as 5 µg (0.01 g/dL) of albumin in serum samples.

Notes This product is manufactured by BioVision, an Abcam company and was previously called K554 Albumin (BCG) Assay Kit (Colorimetric). K554-100 is the same size as the 100 test size of ab235628.

Albumin is the most abundant protein in human blood and is highly conserved among vertebrates. It plays a pivotal physiological role in maintenance of plasma osmotic pressure, vascular permeability, and transport of cholesterol, bile pigments, nitric oxide, metals, and other small molecules in the body. It also functions as a free radical scavenger of reactive oxygen and nitrogen species, triggers cell signaling processes, possesses anti-inflammatory and coagulatory effects.

Platform Microplate reader

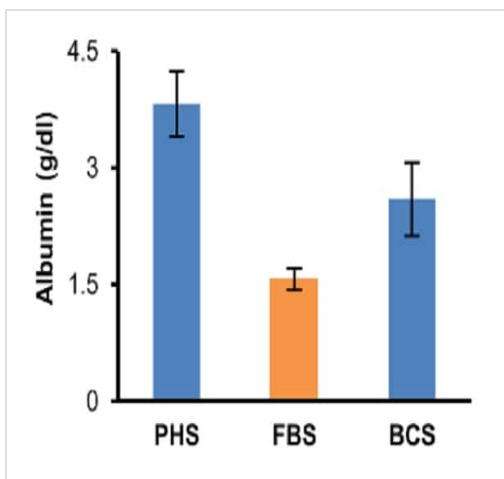
Properties

Storage instructions Store at -20°C. Please refer to protocols.

Components	100 tests
Albumin Assay Buffer	1 x 25ml
Bovine Serum Albumin (BSA, 50 mg/ml)	1 x 0.5ml
Bromocresol Green (BCG)	1 x 100µl

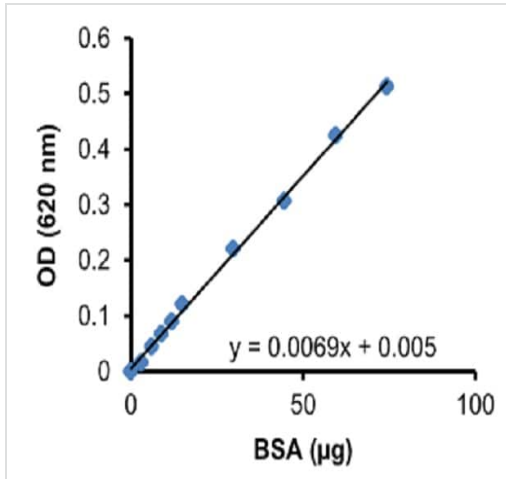
Function	Serum albumin, the main protein of plasma, has a good binding capacity for water, Ca(2+), Na(+), K(+), fatty acids, hormones, bilirubin and drugs. Its main function is the regulation of the colloidal osmotic pressure of blood. Major zinc transporter in plasma, typically binds about 80% of all plasma zinc.
Tissue specificity	Plasma.
Involvement in disease	Defects in ALB are a cause of familial dysalbuminemic hyperthyroxinemia (FDH) [MIM:103600]. FDH is a form of euthyroid hyperthyroxinemia that is due to increased affinity of ALB for T(4). It is the most common cause of inherited euthyroid hyperthyroxinemia in Caucasian population.
Sequence similarities	Belongs to the ALB/AFP/VDB family. Contains 3 albumin domains.
Post-translational modifications	Kenitra variant is partially O-glycosylated at Thr-620. It has two new disulfide bonds Cys-600 to Cys-602 and Cys-601 to Cys-606. Glycated in diabetic patients. Phosphorylation sites are present in the extracellular medium. Acetylated on Lys-223 by acetylsalicylic acid.
Cellular localization	Secreted.

Images



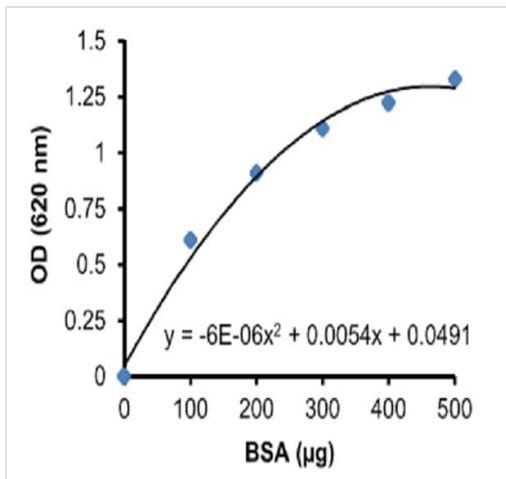
Albumin concentration in pooled human serum (PHS), fetal bovine serum (FBS) and bovine calf serum (BCS).

Sample volumes (0-20 µL) were assayed following the kit protocol.
Albumin concentration (g/dL): PHS: 3.8 ± 0.4; FBS: 1.6 ± 0.1; BCS: 2.6 ± 0.5.



BSA Standard Curve (0-75 µg).

Example Data



BSA Standard Curve (0-500 µg).

Example Data

Please note: All products are "FOR RESEARCH USE ONLY. NOT FOR USE IN DIAGNOSTIC PROCEDURES"

Our Abpromise to you: Quality guaranteed and expert technical support

- Replacement or refund for products not performing as stated on the datasheet
- Valid for 12 months from date of delivery
- Response to your inquiry within 24 hours
- We provide support in Chinese, English, French, German, Japanese and Spanish
- Extensive multi-media technical resources to help you
- We investigate all quality concerns to ensure our products perform to the highest standards

If the product does not perform as described on this datasheet, we will offer a refund or replacement. For full details of the Abpromise, please visit <https://www.abcam.com/abpromise> or contact our technical team.

Terms and conditions

- Guarantee only valid for products bought direct from Abcam or one of our authorized distributors