

# Human Nanog ELISA Kit ab236720

Recombinant SimpleStep ELISA

1 References 4 Images

## Overview

Product name	Human Nanog ELISA Kit				
Detection method	Colorimetric				
Precision	Intra-assay				
	Sample	n	Mean	SD	CV%
	cell extract	8			4.6%
Sample type	Cell culture extracts				
Assay type	Sandwich (quantitative)				
Sensitivity	24 pg/ml				
Range	78.13 pg/ml - 5000 pg/ml				
Recovery	Sample specific recovery				
	Sample type		Average %		Range
	Cell culture extracts		94		77% - 111%
Assay time	1h 30m				
Assay duration	One step assay				
Species reactivity	Reacts with: Human				
Product overview	Human Nanog ELISA Kit (ab236720) is a single-wash 90 min sandwich ELISA designed for the quantitative measurement of Nanog protein in cell culture extracts. It uses our proprietary SimpleStep ELISA® technology. Quantitate Human Nanog with 41 pg/ml sensitivity.				

SimpleStep ELISA® technology employs capture antibodies conjugated to an affinity tag that is recognized by the monoclonal antibody used to coat our SimpleStep ELISA® plates. This approach to sandwich ELISA allows the formation of the antibody-analyte sandwich complex in a single step, significantly reducing assay time. See the SimpleStep ELISA® protocol summary in the image section for further details. Our SimpleStep ELISA® technology provides several benefits:

- Single-wash protocol reduces assay time to 90 minutes or less
- High sensitivity, specificity and reproducibility from superior antibodies
- Fully validated in biological samples
- 96-wells plate breakable into 12 x 8 wells strips

A 384-well SimpleStep ELISA® microplate (**ab203359**) is available to use as an alternative to the 96-well microplate provided with SimpleStep ELISA® kits.

**Notes**

Abcam has not and does not intend to apply for the REACH Authorisation of customers' uses of products that contain European Authorisation list (Annex XIV) substances. It is the responsibility of our customers to check the necessity of application of REACH Authorisation, and any other relevant authorisations, for their intended uses.

**Platform** Pre-coated microplate (12 x 8 well strips)

## Properties

**Storage instructions** Store at +4°C. Please refer to protocols.

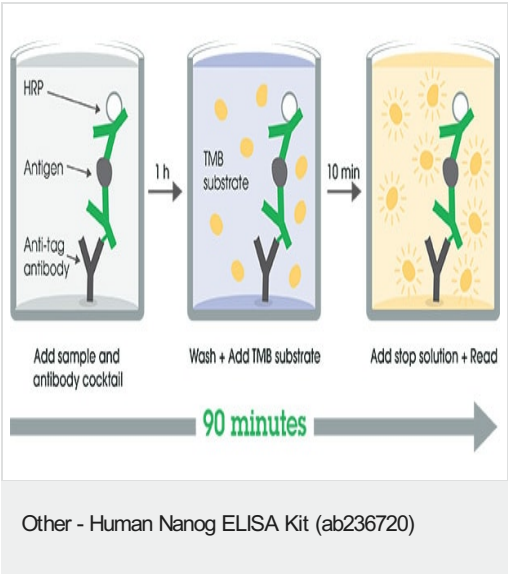
Components	1 x 96 tests
10X Human Nanog Capture Antibody	1 x 600µl
10X Human Nanog Detector Antibody	2 vials
10X Wash Buffer PT (ab206977)	1 x 20ml
50X Cell Extraction Enhancer Solution (ab193971)	1 x 1ml
5X Cell Extraction Buffer PTR (ab193970)	1 x 10ml
Antibody Diluent CPI2	1 x 6ml
Human Nanog Lyophilized recombinant Protein	2 vials
Plate Seals	1 unit
Sample Diluent NS (ab193972)	1 x 12ml
SimpleStep Pre-Coated 96-Well Microplate (ab206978)	1 unit
Stop Solution	1 x 12ml
TMB Development Solution	1 x 12ml

**Function**

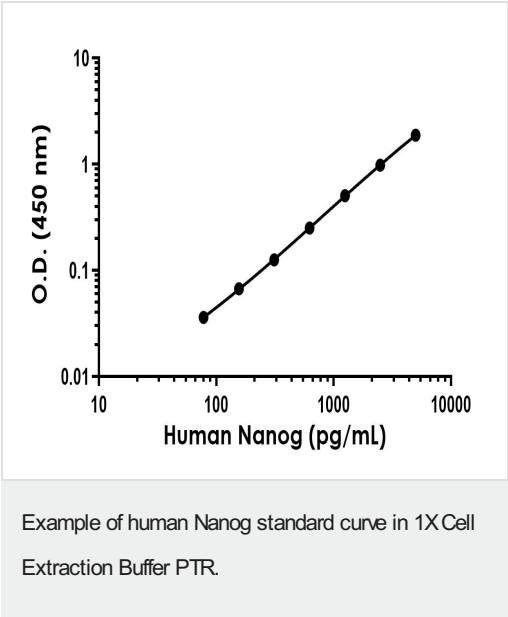
Transcription regulator involved in inner cell mass and embryonic stem (ES) cells proliferation and self-renewal. Imposes pluripotency on ES cells and prevents their differentiation towards extraembryonic endoderm and trophectoderm lineages. Blocks bone morphogenetic protein-induced mesoderm differentiation of ES cells by physically interacting with SMAD1 and interfering with the recruitment of coactivators to the active SMAD transcriptional complexes (By similarity). Acts as a transcriptional activator or repressor (By similarity). Binds optimally to the DNA consensus sequence 5'-TAAT[GT][GT]-3' or 5'-[CG][GA][CG]C[GC]ATTAN[GC]-3' (By similarity). When overexpressed, promotes cells to enter into S phase and proliferation.

<b>Tissue specificity</b>	Expressed in testicular carcinoma and derived germ cell tumors (at protein level). Expressed in fetal gonads, ovary and testis. Also expressed in ovary teratocarcinoma cell line and testicular embryonic carcinoma. Not expressed in many somatic organs and oocytes.
<b>Sequence similarities</b>	Belongs to the Nanog homeobox family. Contains 1 homeobox DNA-binding domain.
<b>Developmental stage</b>	Expressed in embryonic stem (ES) and carcinoma (EC) cells. Expressed in inner cell mass (ICM) of the blastocyst and gonocytes between 14 and 19 weeks of gestation (at protein level). Not expressed in oocytes, unfertilized oocytes, 2-16 cell embryos and early morula (at protein level). Expressed in embryonic stem cells (ES). Expression decreases with ES differentiation.
<b>Cellular localization</b>	Nucleus.

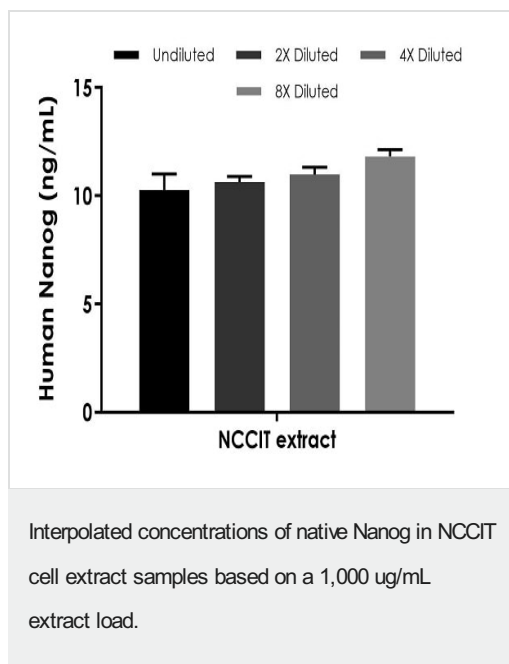
Images



SimpleStep ELISA technology allows the formation of the antibody-antigen complex in one single step, reducing assay time to 90 minutes. Add samples or standards and antibody mix to wells all at once, incubate, wash, and add your final substrate. See protocol for a detailed step-by-step guide.



The Nanog standard curve was prepared as described in Section 10. Raw data values are shown in the table. Background-subtracted data values (mean +/- SD) are graphed.



The concentrations of Nanog were measured in duplicate and interpolated from the Nanog standard curve and corrected for sample dilution. The interpolated dilution factor corrected values are plotted (mean  $\pm$  SD, n=2). The mean Nanog concentration was determined to be 10.92 ng/mL.

Powered by recombinant antibodies

**Research with confidence**  
Consistent and reproducible results

**Long-term and scalable supply**  
Recombinant technology

**Success from the first experiment**  
Confirmed specificity

**Ethical standards compliant**  
Animal-free production

Sandwich ELISA - Human Nanog ELISA Kit  
(ab236720)

To learn more about the advantages of recombinant antibodies see [here](#).

**Please note:** All products are "FOR RESEARCH USE ONLY. NOT FOR USE IN DIAGNOSTIC PROCEDURES"

### Our Abpromise to you: Quality guaranteed and expert technical support

- Replacement or refund for products not performing as stated on the datasheet
- Valid for 12 months from date of delivery
- Response to your inquiry within 24 hours
- We provide support in Chinese, English, French, German, Japanese and Spanish
- Extensive multi-media technical resources to help you
- We investigate all quality concerns to ensure our products perform to the highest standards

If the product does not perform as described on this datasheet, we will offer a refund or replacement. For full details of the Abpromise, please visit <https://www.abcam.com/abpromise> or contact our technical team.

#### **Terms and conditions**

---

- Guarantee only valid for products bought direct from Abcam or one of our authorized distributors